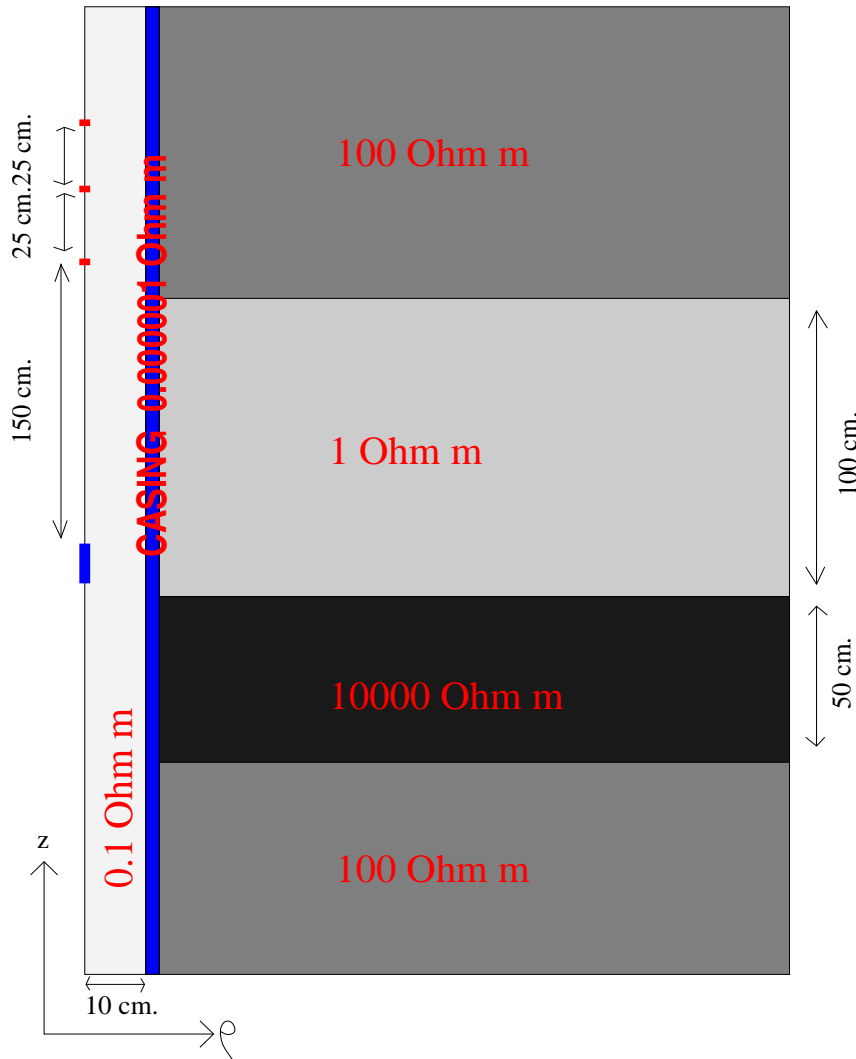


Through Casing Resistivity Logging Problem (DC)



Axisymmetric 3D problem.

Five different materials.

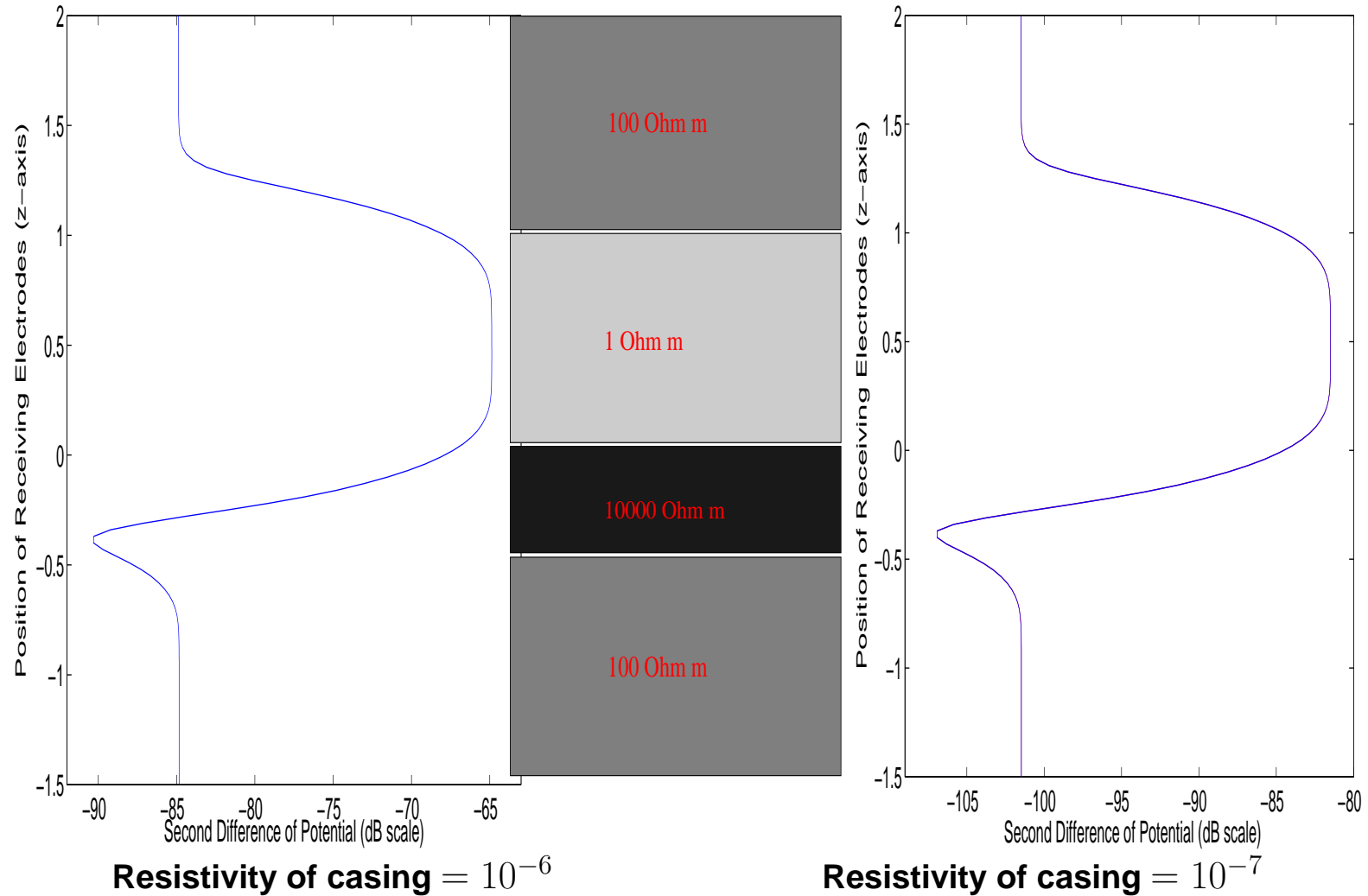
Size of computational domain:
SEVERAL MILES.

Material properties varying by
up to TEN orders of magnitude
(10000000000!!!).

Objective: Determine
Second Difference of Potential
Receiving Electrodes.

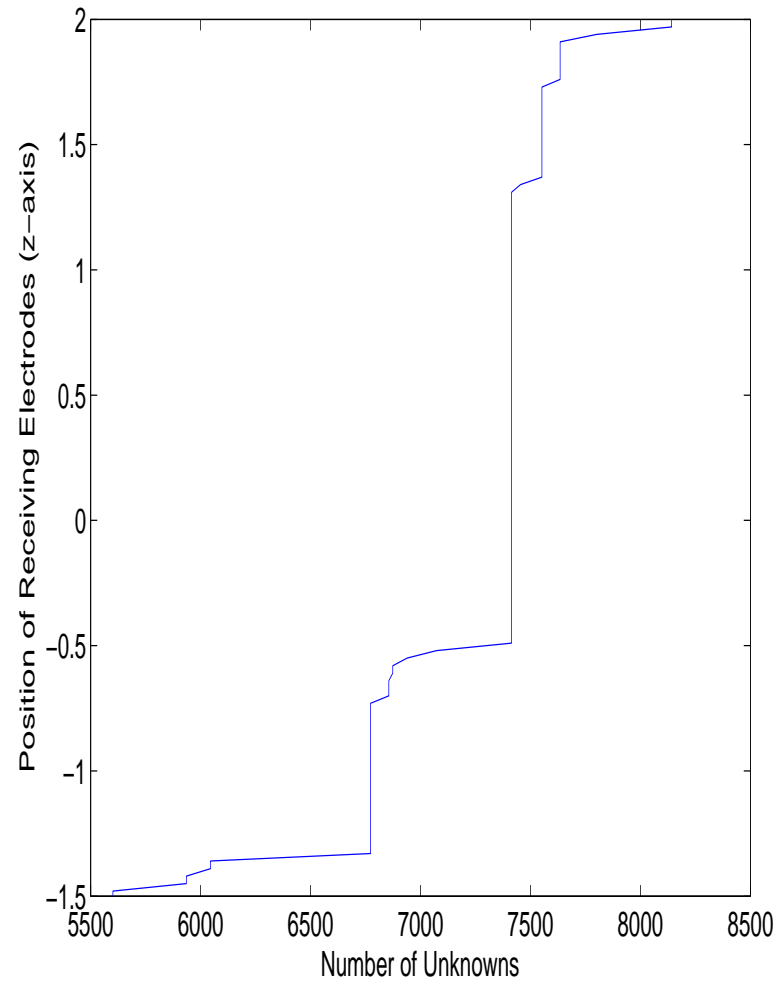
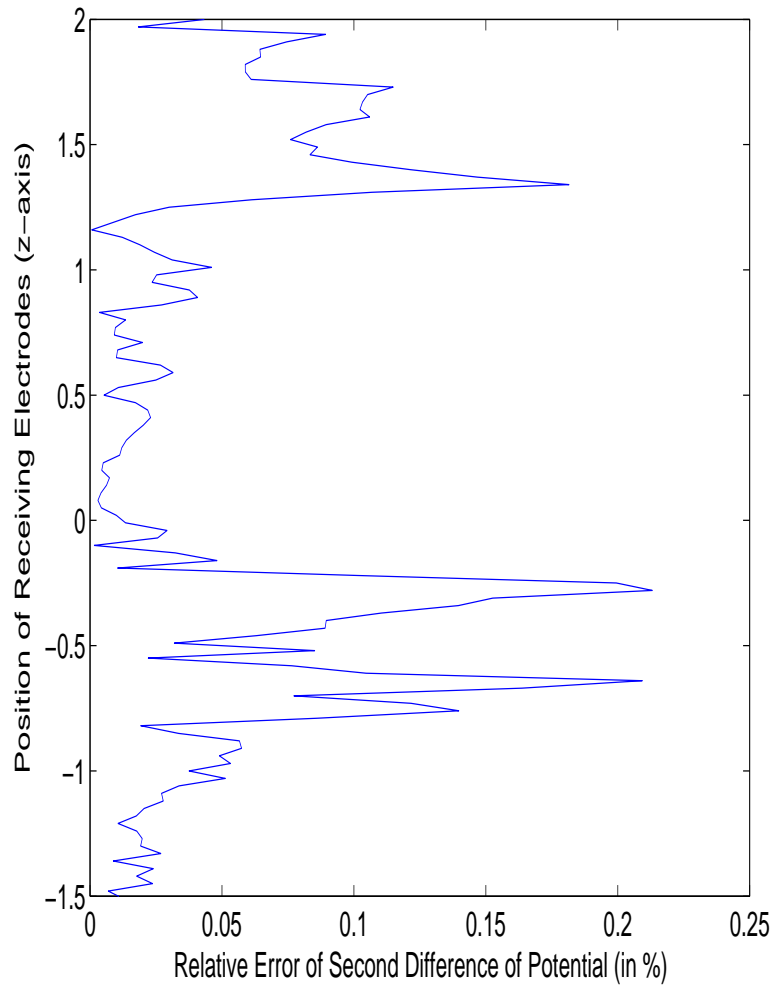
Through Casing Resistivity Logging Problem (DC)

Final Log Obtained by Our Finite Element Software



Through Casing Resistivity Logging Problem (DC)

Approximation Error



SIG Meeting (ConocoPhillips)

**A New Fully Automatic Goal-Oriented *hp*-Adaptive
Finite Element Strategy for
Simulations of Resistivity Logging Instruments.**

**David Pardo (dzubiaur@yahoo.es),
L. Demkowicz, C. Torres-Verdin, L. Tabarovsky, A. Besspalov**

**Collaborators: D. Xue, J. Kurtz, M. Paszynski, Ch. Larson,
W. Rachowicz, A. Zdunek, L.E. Garcia-Castillo**

Acknowledgment: Baker-Atlas, C. Torres-Verdin

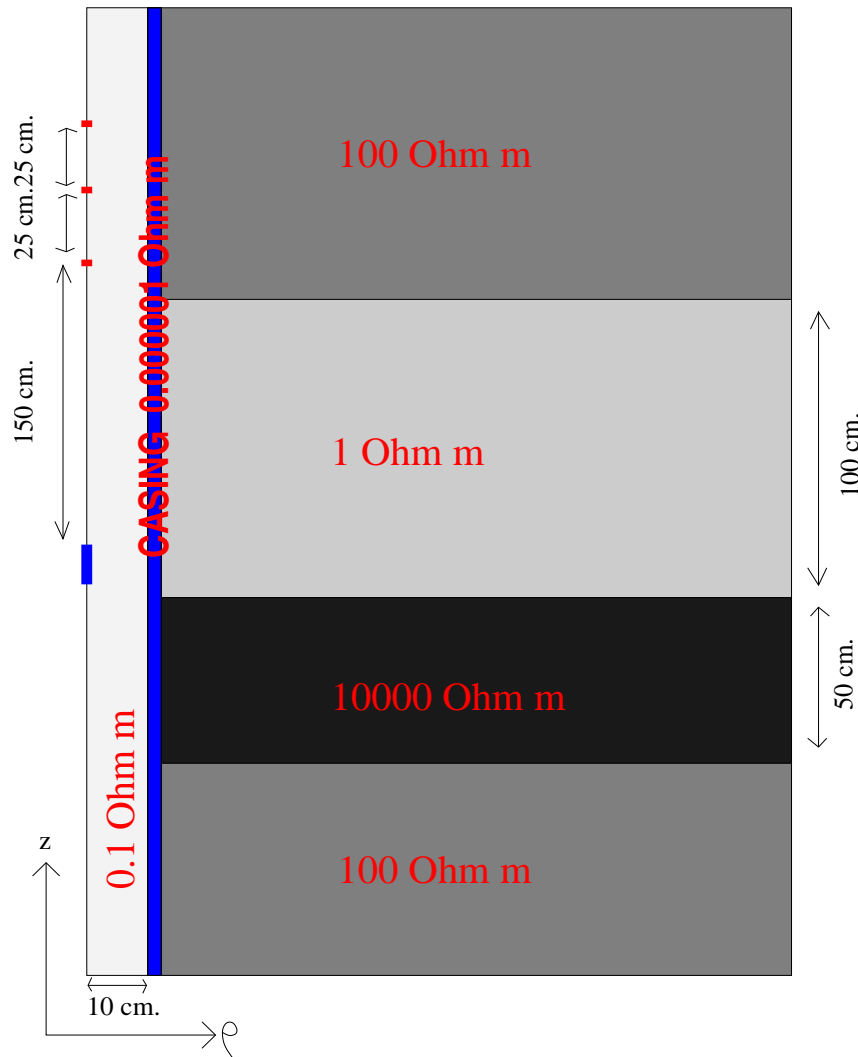
October 27, 2004

**Institute for Computational Engineering and Sciences (ICES)
The University of Texas at Austin**

OVERVIEW

1. **Motivation: A Through Casing Resistivity Tool Problem.**
2. **Conductive Media Equation.**
3. ***hp*-Finite Elements.**
4. **Fully Automatic Energy Norm *hp*-Adaptive Strategy.**
5. **Fully Automatic Goal-Oriented *hp*-Adaptive Strategy.**
6. **Numerical Results: DC, AC, 2D, and 3D problems**
7. **Conclusions and Future Work.**

MOTIVATION



Axisymmetric 3D problem.

Five different materials.

Size of computational domain:
SEVERAL MILES.

Material properties varying by
up to TEN orders of magnitude
(10000000000!!!).

Objective: Determine
Second Difference of Potential
Receiving Electrodes.

CONDUCTIVE MEDIA EQUATION

Derivation of Conductive Media Equation:

Maxwell's Equations:

$$\left\{ \begin{array}{l} \nabla \times \mathbf{H} = (\sigma - j\omega\epsilon)\mathbf{E} + \mathbf{J} \\ \nabla \times \mathbf{E} = (j\omega\mu\epsilon)\mathbf{H} , \\ \nabla \cdot \epsilon\mathbf{E} = \rho , \\ \nabla \cdot \mu\mathbf{H} = 0 , \end{array} \right.$$

CONDUCTIVE MEDIA EQUATION

Derivation of Conductive Media Equation:

Maxwell's Equations:

$$\left\{ \begin{array}{l} \nabla \times \mathbf{H} = (\sigma - j\omega\epsilon)\mathbf{E} + \mathbf{J} \\ \nabla \times \mathbf{E} = (j\omega\mu\epsilon)\mathbf{H}, \\ \nabla \cdot \epsilon\mathbf{E} = \rho, \\ \nabla \cdot \mu\mathbf{H} = 0, \end{array} \right. \quad \begin{array}{l} \omega=0 \\ \implies \end{array}$$

Steady state:

$$\left\{ \begin{array}{l} \nabla \times \mathbf{H} = \sigma\mathbf{E} + \mathbf{J} \\ \nabla \times \mathbf{E} = 0, \\ \nabla \cdot \epsilon\mathbf{E} = \rho, \\ \nabla \cdot \mu\mathbf{H} = 0. \end{array} \right.$$

CONDUCTIVE MEDIA EQUATION

Derivation of Conductive Media Equation:

Maxwell's Equations:

$$\left\{ \begin{array}{l} \nabla \times \mathbf{H} = (\sigma - j\omega\epsilon)\mathbf{E} + \mathbf{J} \\ \nabla \times \mathbf{E} = (j\omega\mu\epsilon)\mathbf{H}, \\ \nabla \cdot \epsilon\mathbf{E} = \rho, \\ \nabla \cdot \mu\mathbf{H} = 0, \end{array} \right. \quad \xrightarrow{\omega=0}$$

Steady state:

$$\left\{ \begin{array}{l} \nabla \times \mathbf{H} = \sigma\mathbf{E} + \mathbf{J} \\ \nabla \times \mathbf{E} = 0, \\ \nabla \cdot \epsilon\mathbf{E} = \rho, \\ \nabla \cdot \mu\mathbf{H} = 0. \end{array} \right.$$

Since $\nabla \times \mathbf{E} = 0$, then $\mathbf{E} = -\nabla\Psi$ for some Ψ :

$$\left\{ \begin{array}{l} \nabla \times \mathbf{H} = -\sigma\nabla\Psi + \mathbf{J} \\ -\nabla \cdot \epsilon\nabla\Psi = \rho, \\ \nabla \cdot \mu\mathbf{H} = 0. \end{array} \right.$$

CONDUCTIVE MEDIA EQUATION

Derivation of Conductive Media Equation:

Maxwell's Equations:

$$\left\{ \begin{array}{l} \nabla \times \mathbf{H} = (\sigma - j\omega\epsilon)\mathbf{E} + \mathbf{J} \\ \nabla \times \mathbf{E} = (j\omega\mu\epsilon)\mathbf{H}, \\ \nabla \cdot \epsilon\mathbf{E} = \rho, \\ \nabla \cdot \mu\mathbf{H} = 0, \end{array} \right. \quad \xrightarrow{\omega=0}$$

Steady state:

$$\left\{ \begin{array}{l} \nabla \times \mathbf{H} = \sigma\mathbf{E} + \mathbf{J} \\ \nabla \times \mathbf{E} = 0, \\ \nabla \cdot \epsilon\mathbf{E} = \rho, \\ \nabla \cdot \mu\mathbf{H} = 0. \end{array} \right.$$

Since $\nabla \times \mathbf{E} = 0$, then $\mathbf{E} = -\nabla\Psi$ for some Ψ :

$$\left\{ \begin{array}{l} \nabla \times \mathbf{H} = -\sigma\nabla\Psi + \mathbf{J} \\ -\nabla \cdot \epsilon\nabla\Psi = \rho, \\ \nabla \cdot \mu\mathbf{H} = 0. \end{array} \right. \quad \xrightarrow{\nabla \circ} \left\{ \begin{array}{l} -\nabla \cdot \sigma\nabla\Psi = \nabla \cdot \mathbf{J}, \\ -\nabla \cdot \epsilon\nabla\Psi = \rho, \\ \nabla \cdot \mu\mathbf{H} = 0. \end{array} \right.$$

CONDUCTIVE MEDIA EQUATION

Derivation of Conductive Media Equation:

Maxwell's Equations:

$$\left\{ \begin{array}{l} \nabla \times \mathbf{H} = (\sigma - j\omega\epsilon)\mathbf{E} + \mathbf{J} \\ \nabla \times \mathbf{E} = (j\omega\mu\epsilon)\mathbf{H}, \\ \nabla \cdot \epsilon\mathbf{E} = \rho, \\ \nabla \cdot \mu\mathbf{H} = 0, \end{array} \right. \quad \xrightarrow{\omega=0}$$

Steady state:

$$\left\{ \begin{array}{l} \nabla \times \mathbf{H} = \sigma\mathbf{E} + \mathbf{J} \\ \nabla \times \mathbf{E} = 0, \\ \nabla \cdot \epsilon\mathbf{E} = \rho, \\ \nabla \cdot \mu\mathbf{H} = 0. \end{array} \right.$$

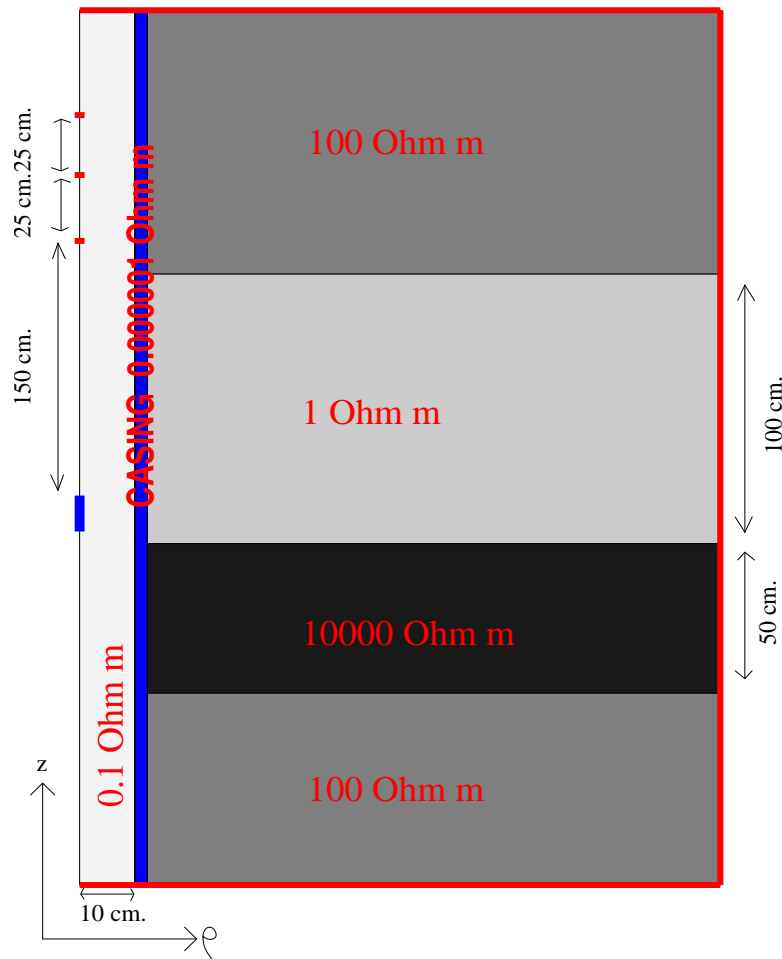
Since $\nabla \times \mathbf{E} = 0$, then $\mathbf{E} = -\nabla\Psi$ for some Ψ :

$$\left\{ \begin{array}{l} \nabla \times \mathbf{H} = -\sigma\nabla\Psi + \mathbf{J} \\ -\nabla \cdot \epsilon\nabla\Psi = \rho, \\ \nabla \cdot \mu\mathbf{H} = 0. \end{array} \right. \quad \xrightarrow{\nabla \circ} \left\{ \begin{array}{l} -\nabla \cdot \sigma\nabla\Psi = \nabla \cdot \mathbf{J}, \\ -\nabla \cdot \epsilon\nabla\Psi = \rho, \\ \nabla \cdot \mu\mathbf{H} = 0. \end{array} \right.$$

$$\boxed{-\nabla \cdot \sigma\nabla\Psi = \nabla \cdot \mathbf{J}}$$

CONDUCTIVE MEDIA EQUATION

Boundary Conditions



Essential (Dirichlet BC) to make the computational domain finite.

No BC for the center of axisymmetry.

An extra boundary term to model the source electrode.

CONDUCTIVE MEDIA EQUATION

Variational Formulation for $-\nabla \cdot \sigma \nabla \Psi = \nabla \cdot \mathbf{J}$

3D Variational Form:

$$\left\{ \begin{array}{l} \text{Find } \Psi \in \Psi_D + V \text{ such that:} \\ \int_{\Omega} \sigma \nabla \Psi \nabla \xi \, dV = \int_{\Omega} \nabla \cdot \mathbf{J} \, \xi \, dV + \int_{\Gamma_N} g \, \xi \, dS \quad \forall \xi \in V. \end{array} \right.$$

Using Cylindrical Coordinates:


$$\left\{ \begin{array}{l} \text{Find } \Psi \in \Psi_D + V \text{ such that:} \\ \int_{\Omega} \sigma \nabla \Psi \nabla \xi \, \rho \, d\rho d\psi dz = \int_{\Omega} \nabla \cdot \mathbf{J} \, \xi \, \rho \, d\rho d\psi dz + \int_{\Gamma_N} g \, \xi \, dS \quad \forall \xi \in V. \end{array} \right.$$

Using a Different Notation:


$$\left\{ \begin{array}{l} \text{Find } \Psi \in \Psi_D + V \text{ such that:} \\ b(\Psi, \xi) = f(\xi) \quad \forall \xi \in V. \end{array} \right.$$

HP-FINITE ELEMENTS

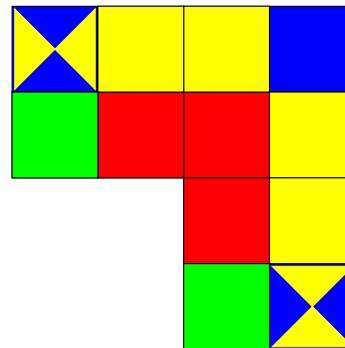
Different refinement strategies for finite elements:



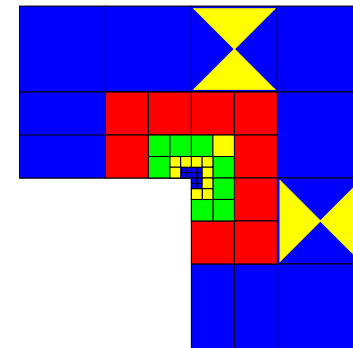
Given initial grid



h-refined grid



p-refined grid



hp-refined grid

HP-FINITE ELEMENTS

EXPONENTIAL CONVERGENCE RATES
EXPONENTIAL CONVERGENCE RATES
EXPONENTIAL CONVERGENCE RATES
for problems WITH and without SINGULARITIES

if we orchestrate an optimal distribution of h and p
within the same grid

Smaller dispersion (pollution) error

as p increases.

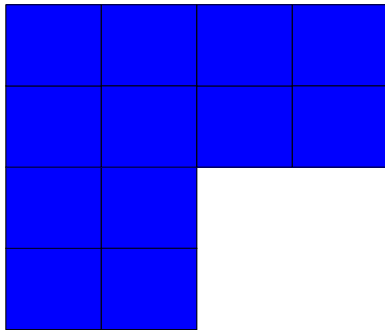
More geometrical details captured

as h decreases.

FULLY AUTOMATIC *HP*-ADAPTIVE STRATEGY



Energy norm based fully automatic *hp*-adaptive strategy

Coarse grids
(hp)




global *hp*-refinement

Fine grids
($h/2, p + 1$)



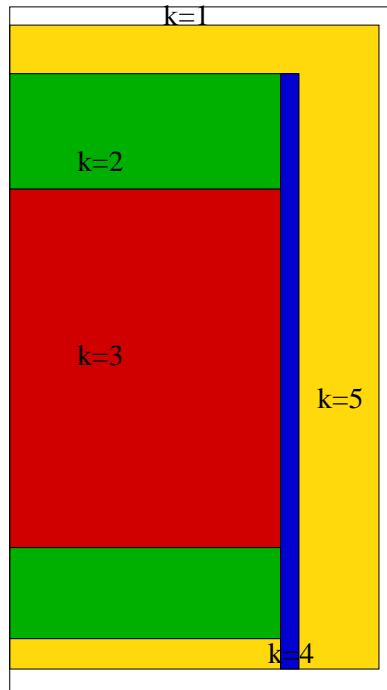
global *hp*-refinement



**SOL. METHOD ON FINE GRIDS:
A TWO GRID SOLVER**

FULLY AUTOMATIC *HP*-ADAPTIVE STRATEGY

Orthotropic heat conduction example (Sandia National Laboratories)

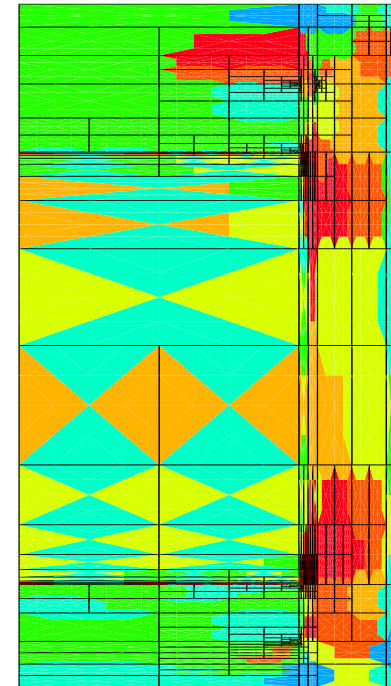


Equation: $\nabla(K\nabla u) = f^{(k)}$

$$K = K^{(k)} = \begin{bmatrix} K_x^{(k)} & 0 \\ 0 & K_y^{(k)} \end{bmatrix}$$

$$K_x^{(k)} = (25, 7, 5, 0.2, 0.05)$$

$$K_y^{(k)} = (25, 0.8, 0.0001, 0.2, 0.05)$$

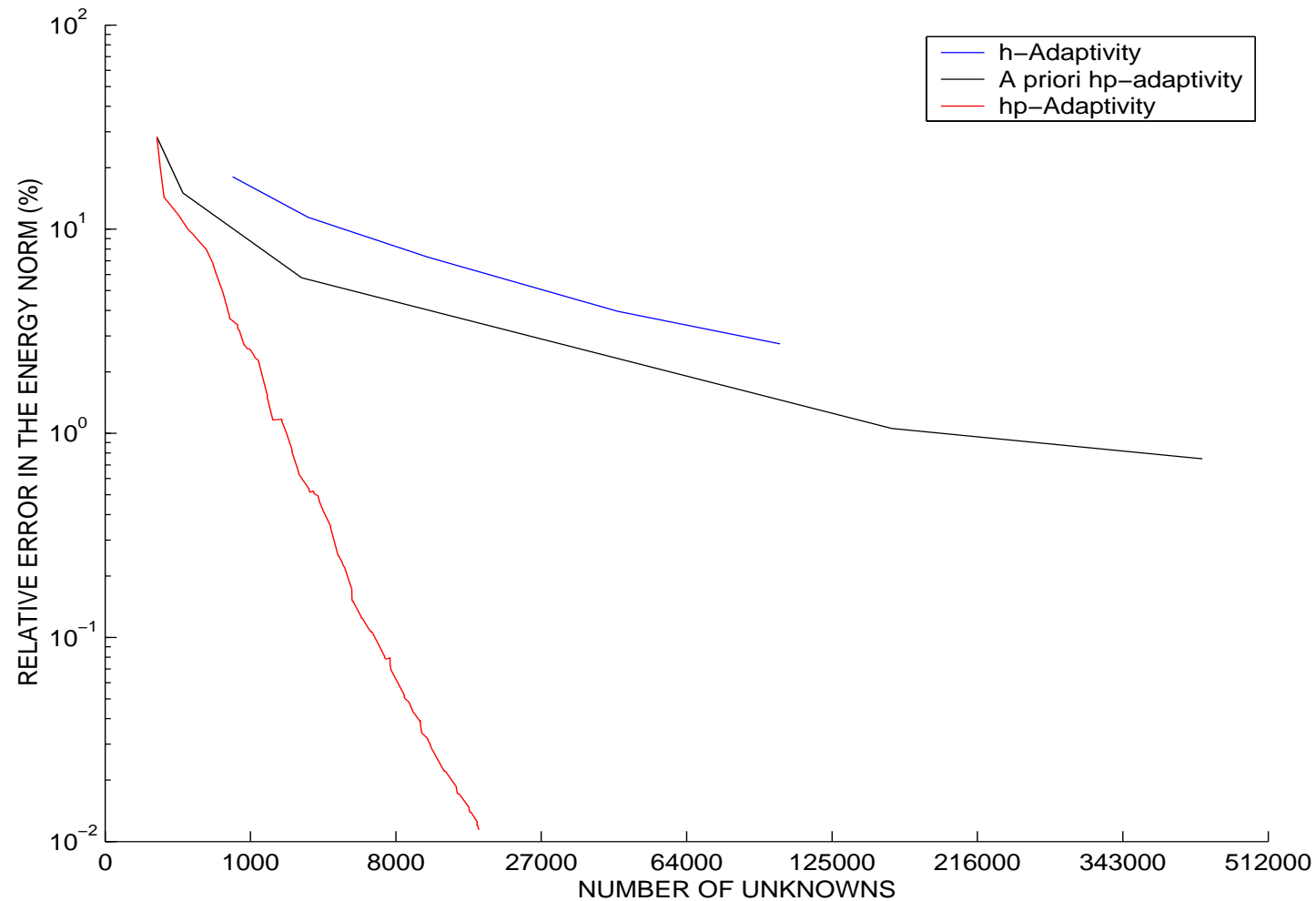


Final *hp*-Grid

FULLY AUTOMATIC *HP*-ADAPTIVE STRATEGY

Convergence comparison

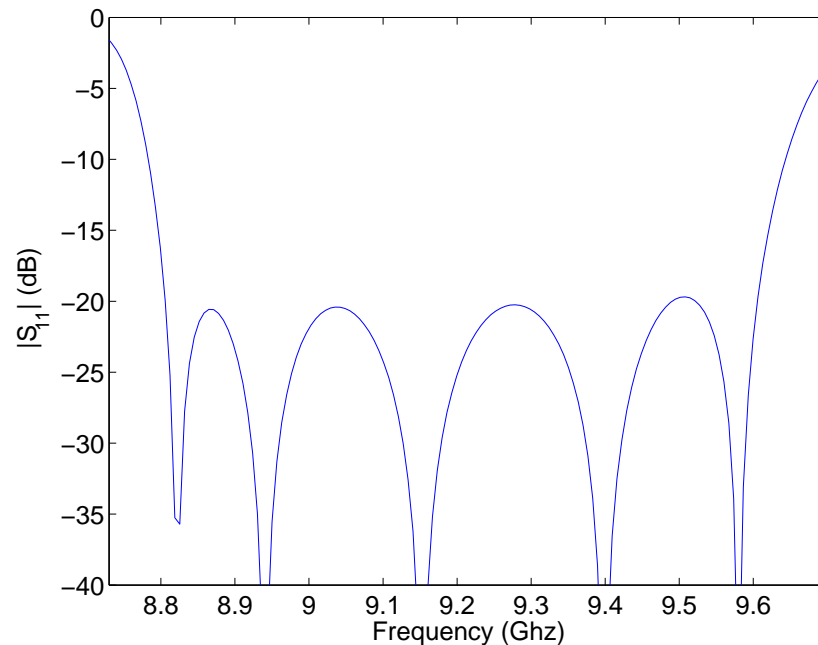
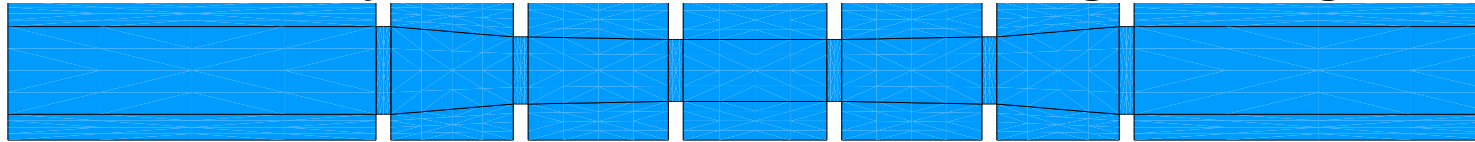
Orthotropic heat conduction example



FULLY AUTOMATIC *HP*-ADAPTIVE STRATEGY

Waveguide example with six iris

Geometry of a cross section of the rectangular waveguide



RETURN LOSS OF THE WAVEGUIDE

H-plane six resonant iris filter.

Dominant mode (source): TE_{10} -mode.

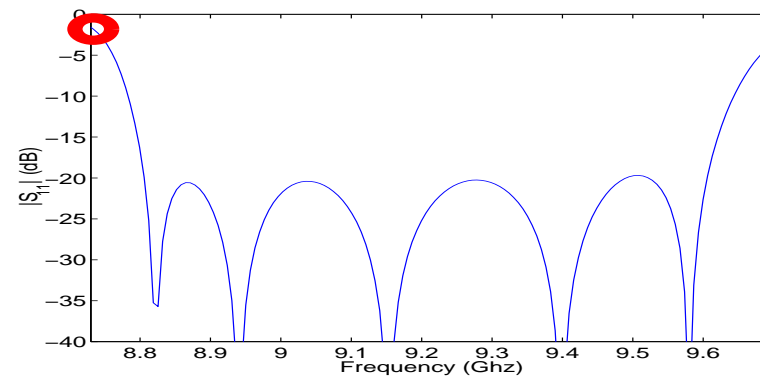
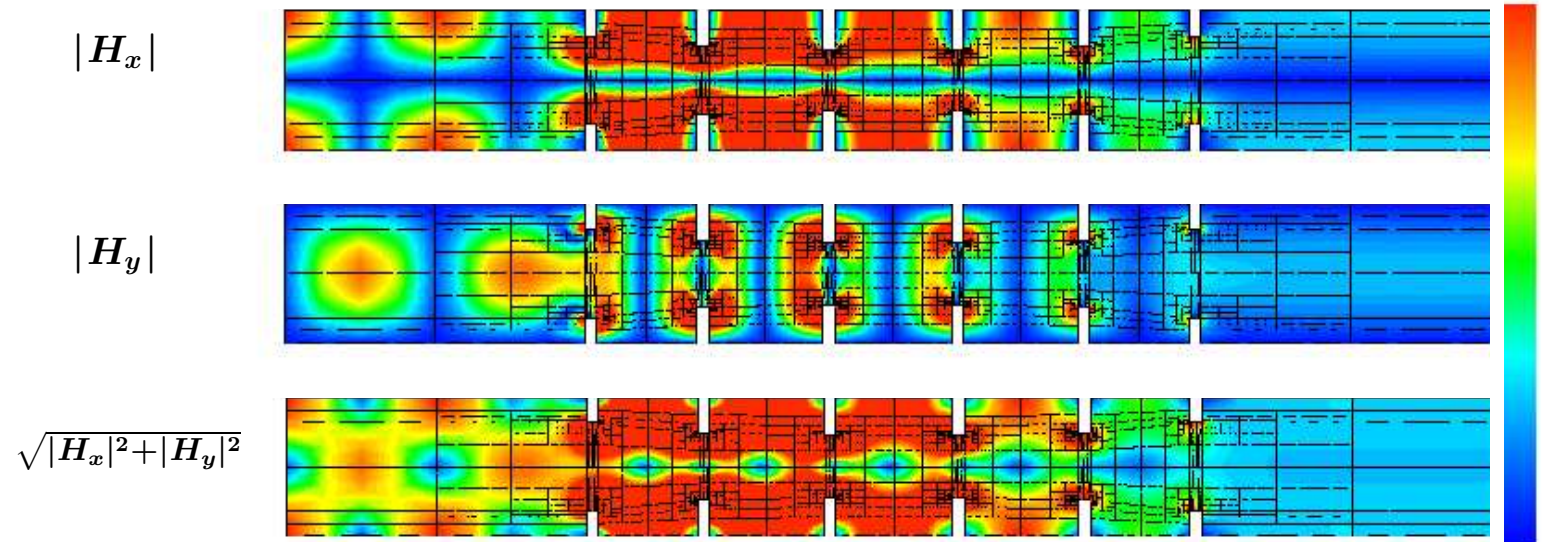
Dimensions $\approx 20 \times 2 \times 1$ cm.

Operating Frequency $\approx 8.8 - 9.6$ GHz

Cutoff frequency ≈ 6.56 GHz

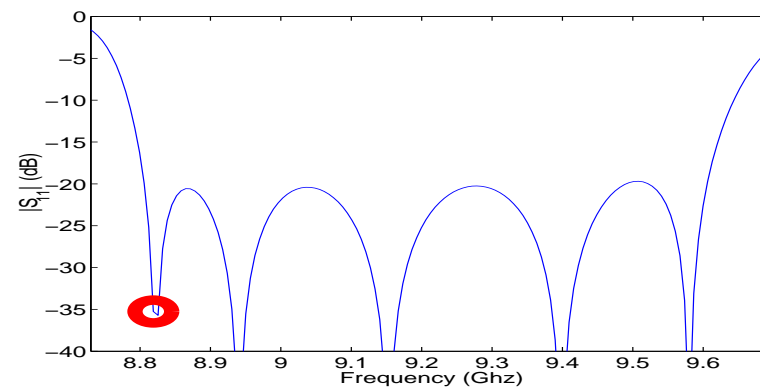
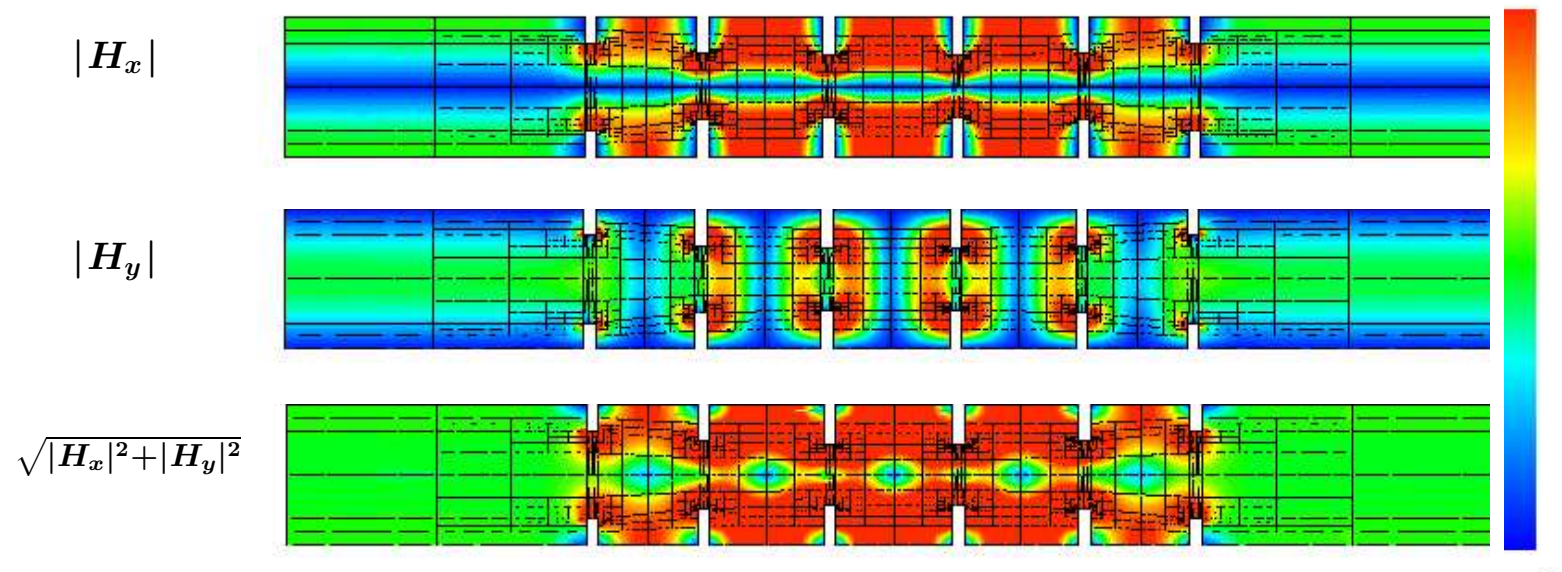
FULLY AUTOMATIC *HP*-ADAPTIVE STRATEGY

FEM solution for frequency = 8.72 Ghz



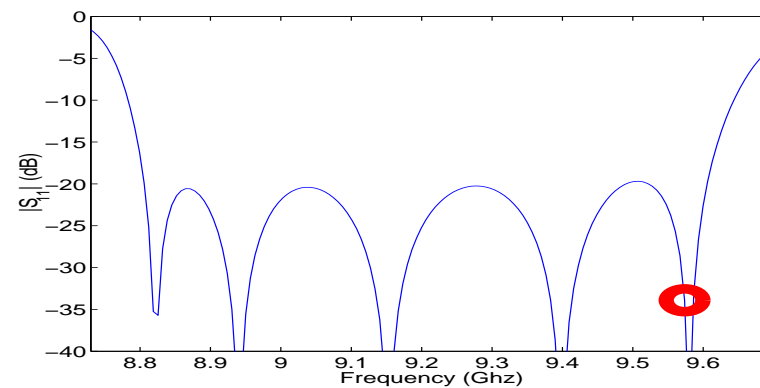
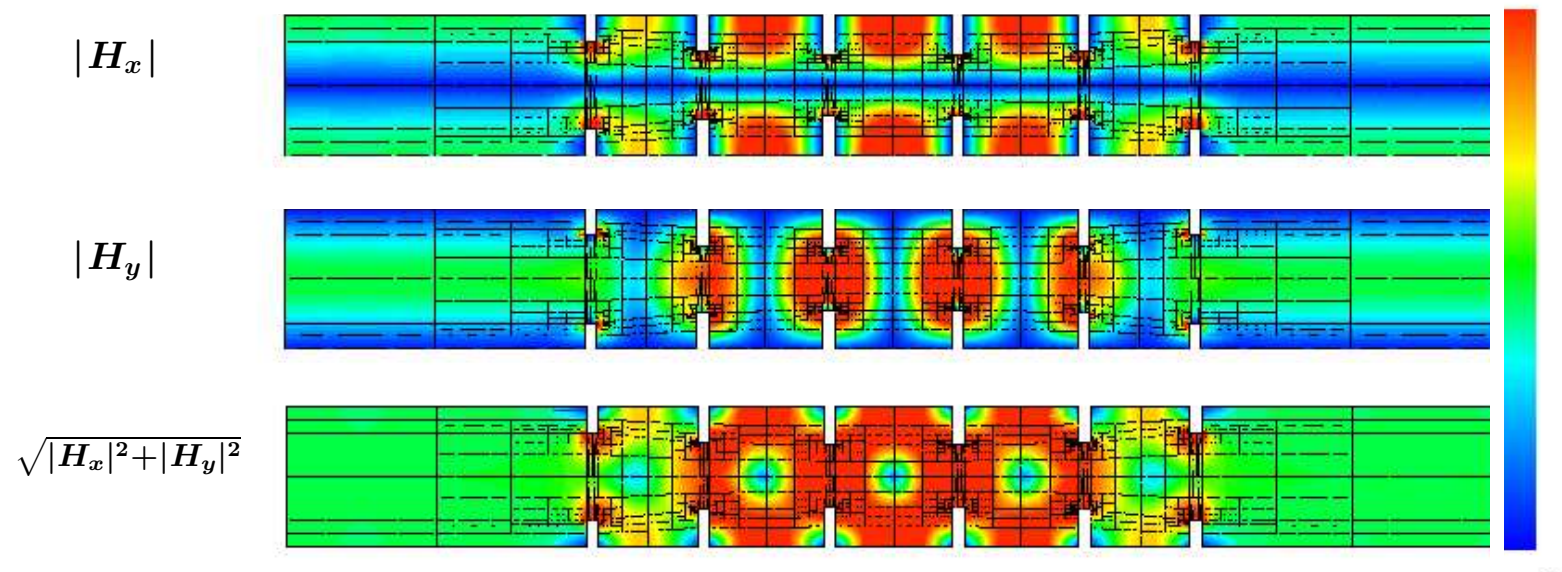
FULLY AUTOMATIC *HP*-ADAPTIVE STRATEGY

FEM solution for frequency = 8.82 Ghz



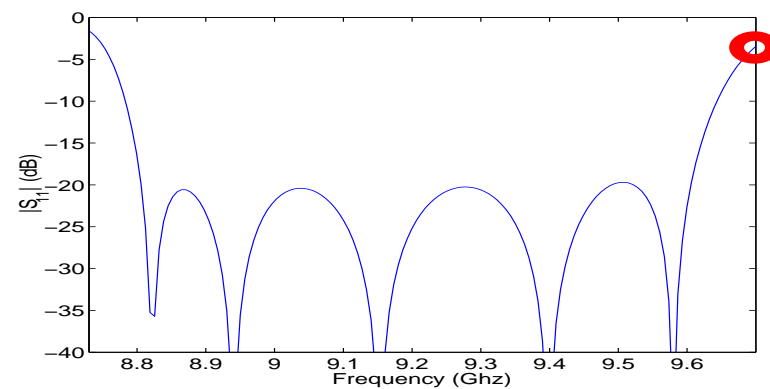
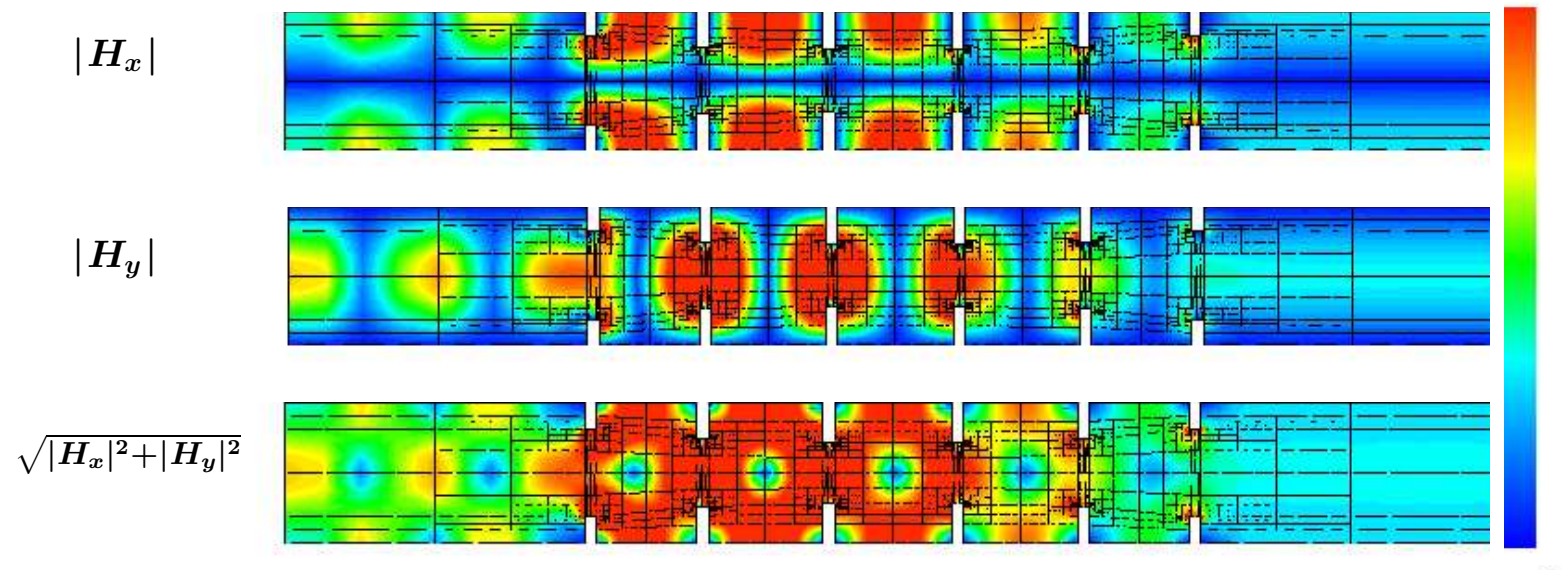
FULLY AUTOMATIC *HP*-ADAPTIVE STRATEGY

FEM solution for frequency = 9.58 GHz



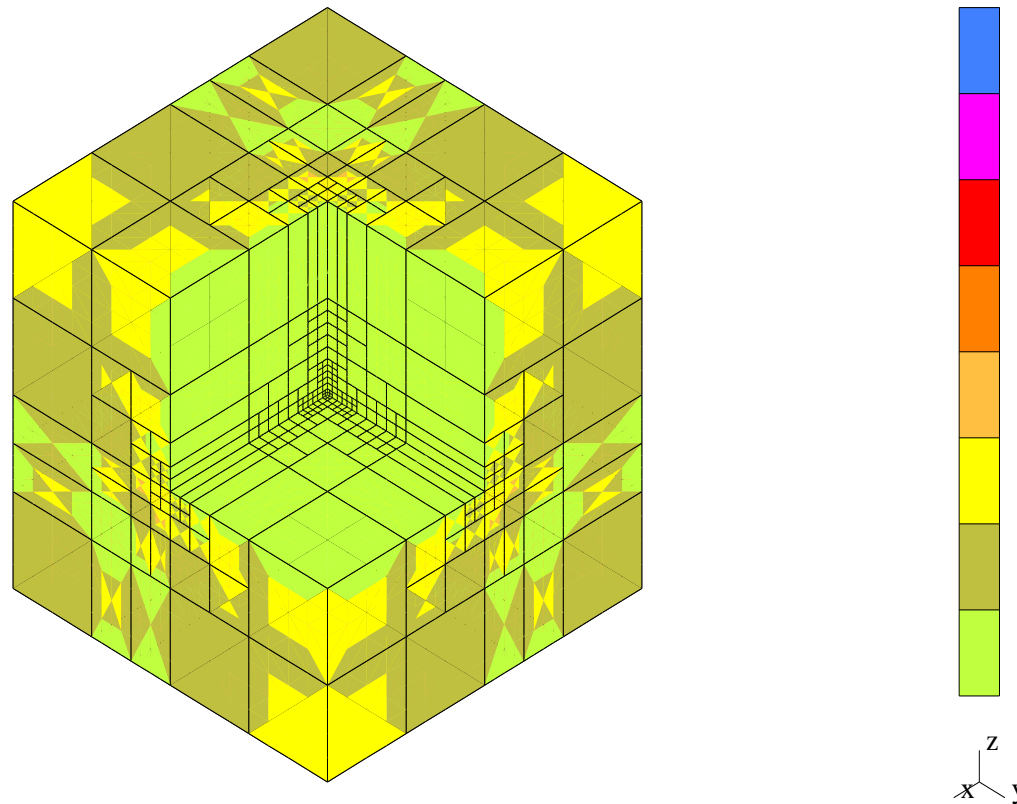
FULLY AUTOMATIC *HP*-ADAPTIVE STRATEGY

FEM solution for frequency = 9.71 Ghz



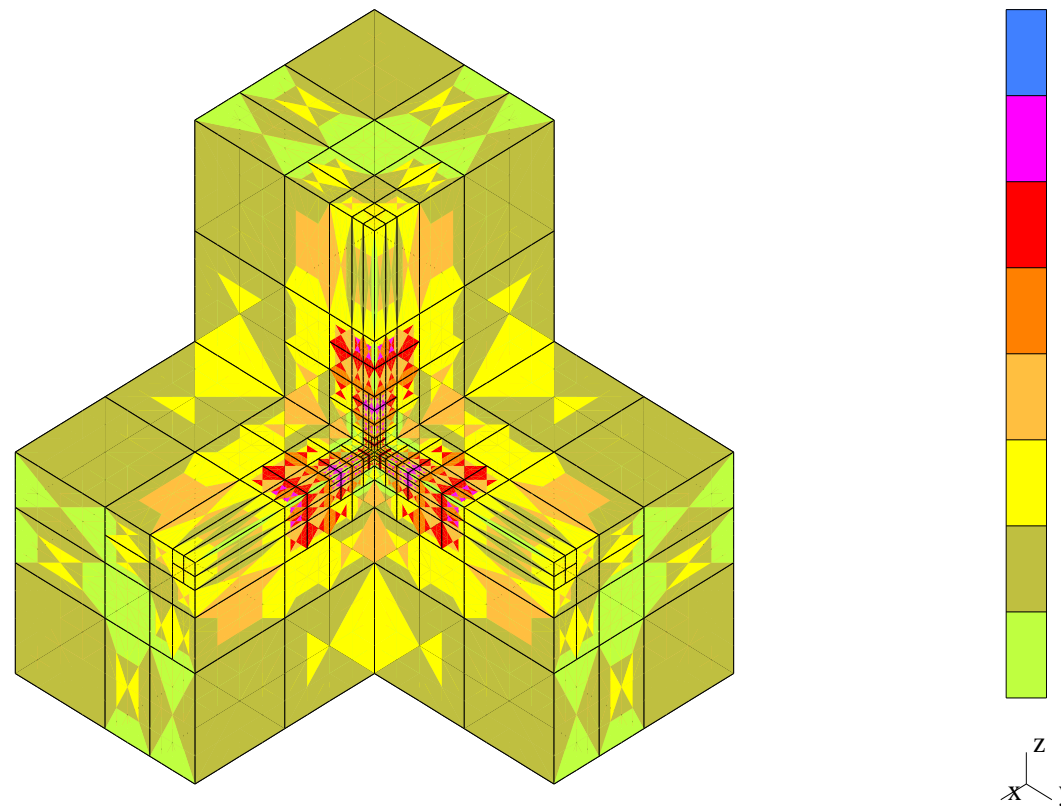
FULLY AUTOMATIC *HP*-ADAPTIVE STRATEGY

Fichera problem. Final *hp*-grid.



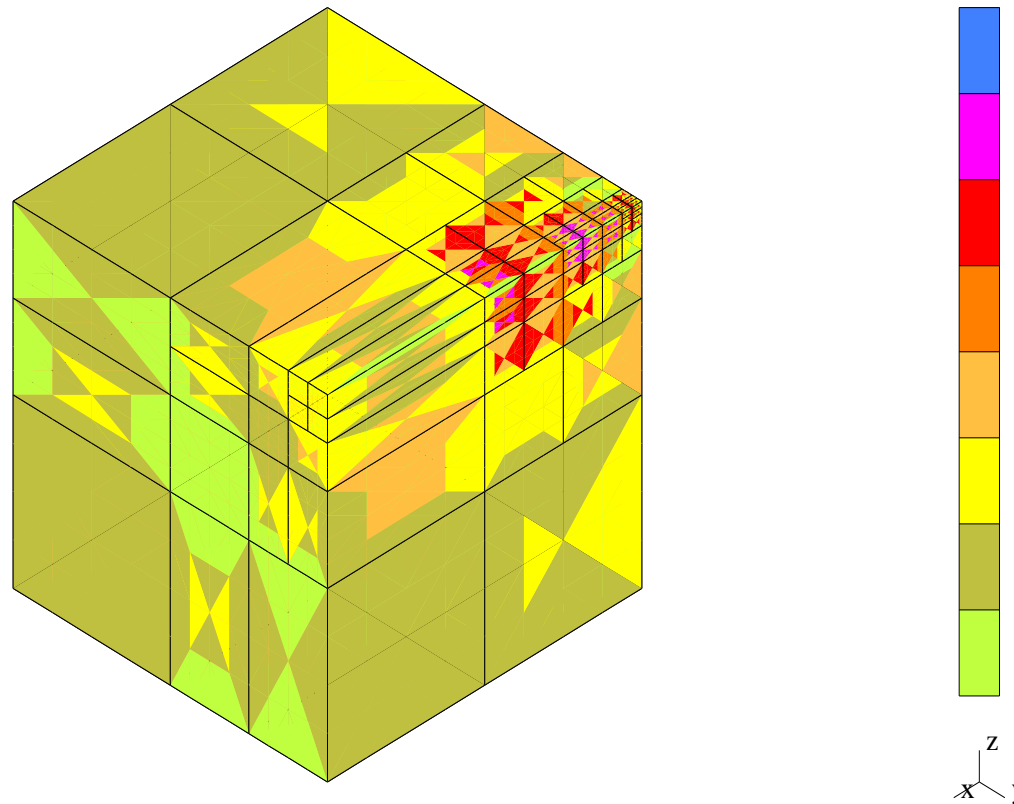
FULLY AUTOMATIC *HP*-ADAPTIVE STRATEGY

Fichera problem. Final *hp*-grid.



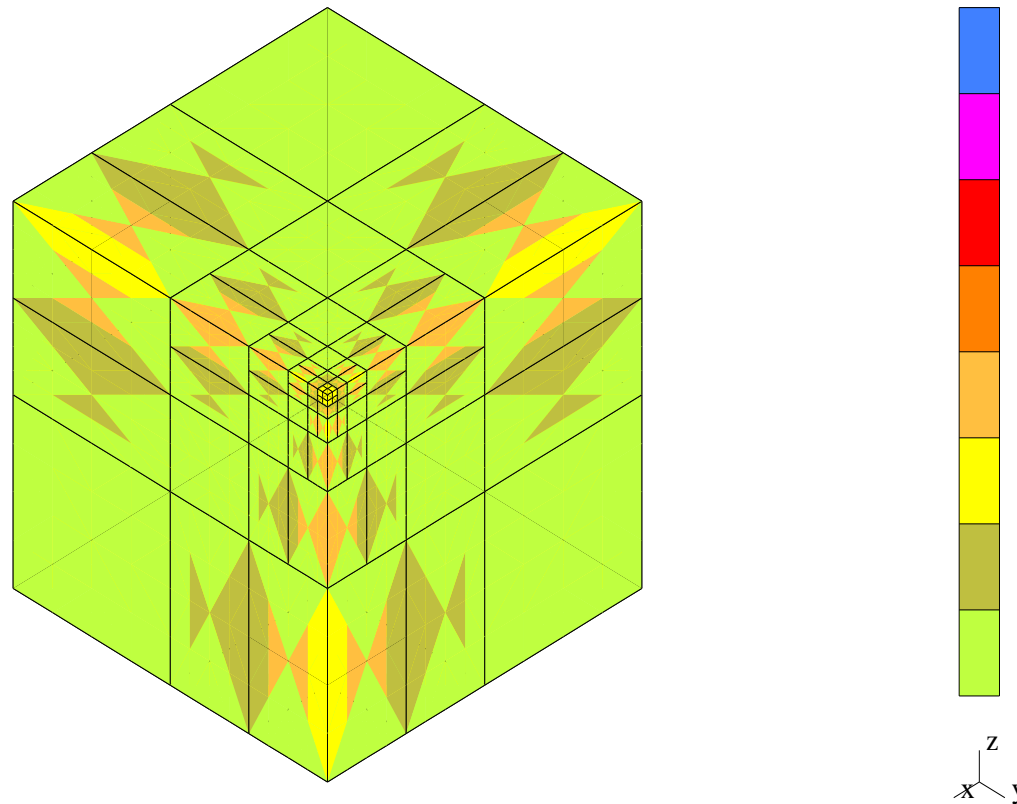
FULLY AUTOMATIC *HP*-ADAPTIVE STRATEGY

Fichera problem. Final *hp*-grid.



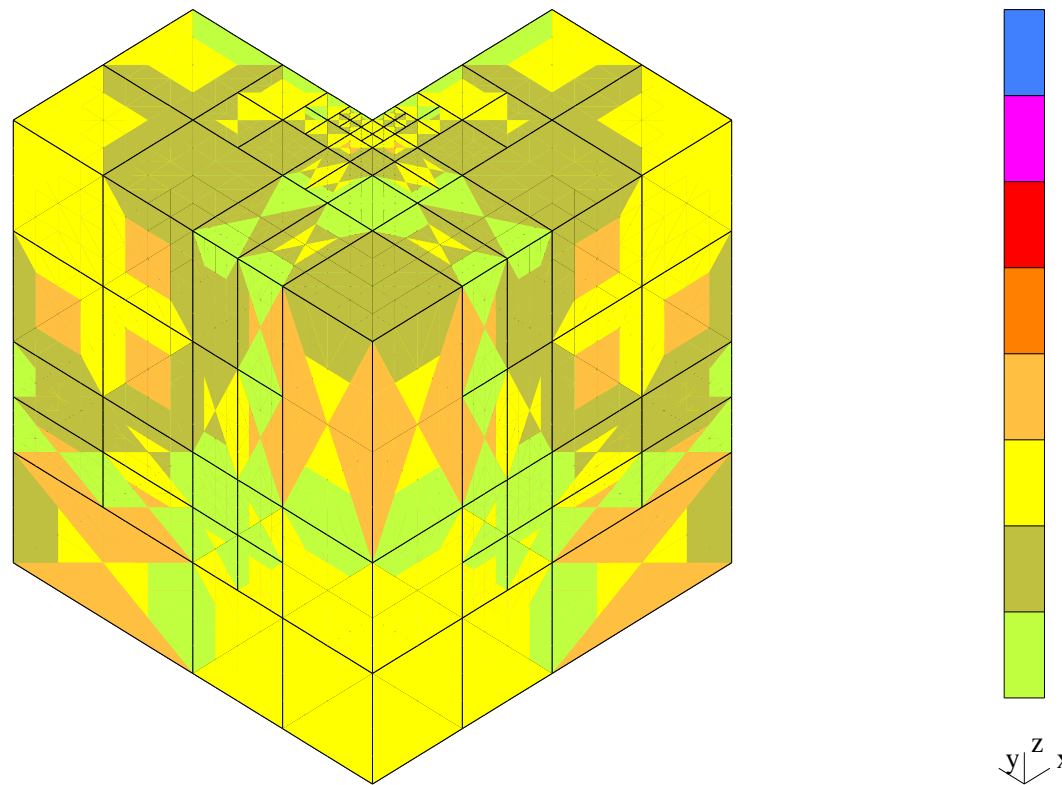
FULLY AUTOMATIC *HP*-ADAPTIVE STRATEGY

Fichera problem. Final *hp*-grid.



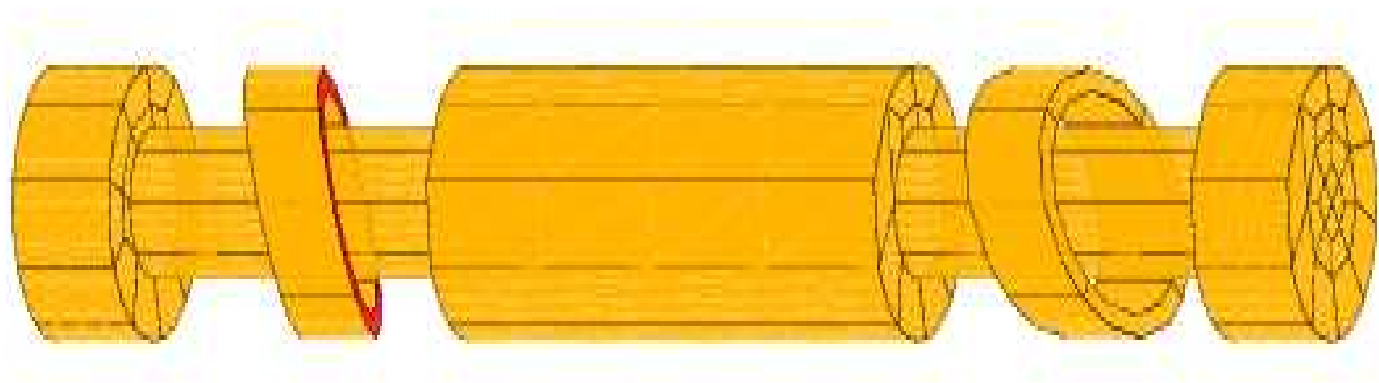
FULLY AUTOMATIC *HP*-ADAPTIVE STRATEGY

Fichera problem. Final *hp*-grid.



FULLY AUTOMATIC *HP*-ADAPTIVE STRATEGY

Petroleum Engineering Applications



Results are not good. Why?

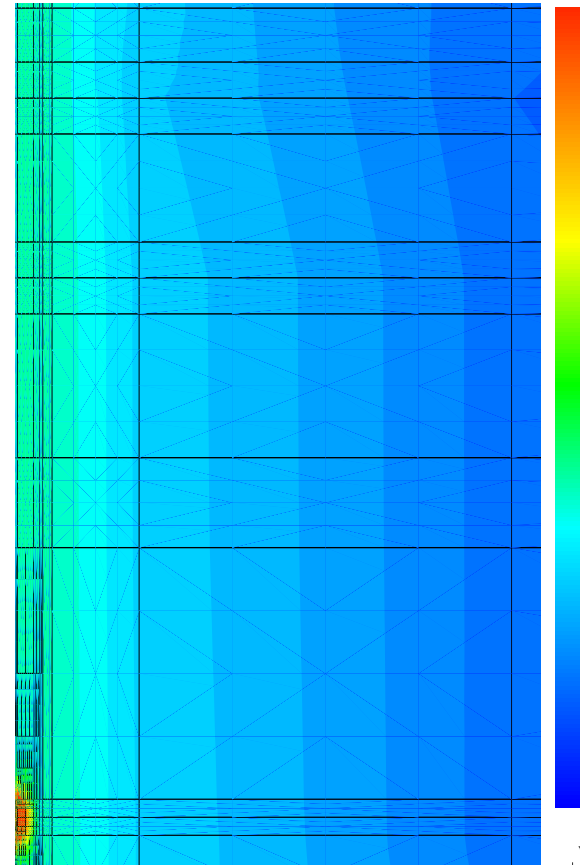
We are not interested in the energy norm error, but in the solution (or second difference of potential, etc.) at the receiving electrodes.

AUTOMATIC GOAL-ORIENTED *HP*-ADAPTIVITY

What does it mean *Goal-Oriented* Adaptivity?

We consider the following problem:

$$\begin{cases} \text{Find } \Psi \in V \text{ such that:} \\ b(\Psi, \xi) = f(\xi) \quad \forall \xi \in V. \end{cases}$$



AUTOMATIC GOAL-ORIENTED *HP*-ADAPTIVITY

What does it mean *Goal-Oriented* Adaptivity?

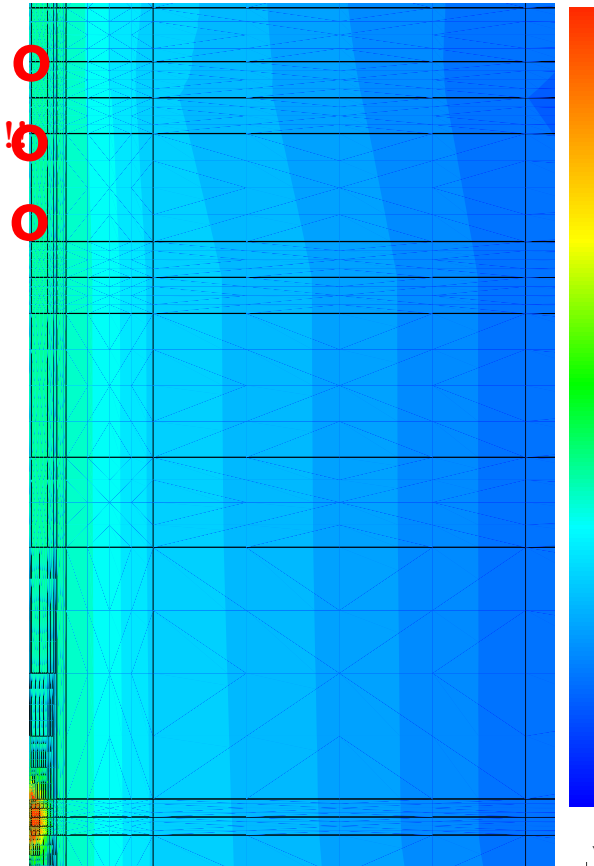
We consider the following problem:

$$\begin{cases} \text{Find } \Psi \in V \text{ such that:} \\ b(\Psi, \xi) = f(\xi) \quad \forall \xi \in V. \end{cases} \quad \text{MISLEADING!!!}$$

The problem we *really* want to solve is:

$$\begin{cases} \text{Find } L(\Psi), \text{ where } \Psi \in V \text{ such that:} \\ b(\Psi, \xi) = f(\xi) \quad \forall \xi \in V, \end{cases}$$

where $L(\Psi)$ is our goal.



AUTOMATIC GOAL-ORIENTED *HP*-ADAPTIVITY

What does it mean *Goal-Oriented* Adaptivity?

We consider the following problem:

$$\begin{cases} \text{Find } \Psi \in V \text{ such that:} \\ b(\Psi, \xi) = f(\xi) \quad \forall \xi \in V. \end{cases} \quad \text{MISLEADING!!!}$$

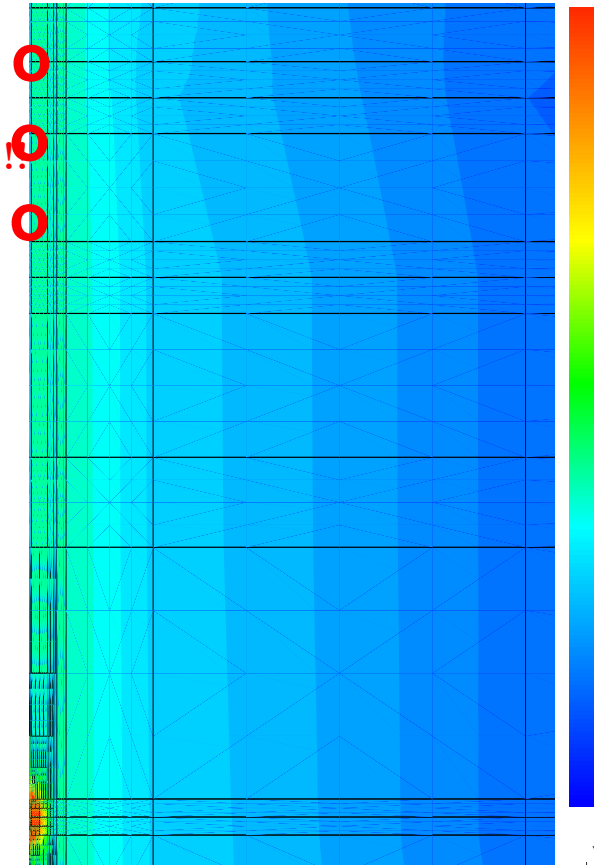
The problem we *really* want to solve is:

$$\begin{cases} \text{Find } L(\Psi), \text{ where } \Psi \in V \text{ such that:} \\ b(\Psi, \xi) = f(\xi) \quad \forall \xi \in V, \end{cases}$$

where $L(\Psi)$ is our goal.

HP goal-oriented adaptivity consists of constructing an optimal grid:

$$\arg \min_{hp: |L(e_{hp})| \leq TOL} N_{hp}$$



AUTOMATIC GOAL-ORIENTED *HP*-ADAPTIVITY

Mathematical Formulation (Goal-Oriented Adaptivity)

We consider the following problem (in variational form):

$$\begin{cases} \text{Find } L(\Psi), \text{ where } \Psi \in V \text{ such that:} \\ b(\Psi, \xi) = f(\xi) \quad \forall \xi \in V . \end{cases}$$

We define residual $r_{hp}(\xi) = b(e_{hp}, \xi)$. We seek for solution G of:

$$\begin{cases} \text{Find } G \in V \text{ such that:} \\ r(G) = L(e_{hp}) . \end{cases}$$

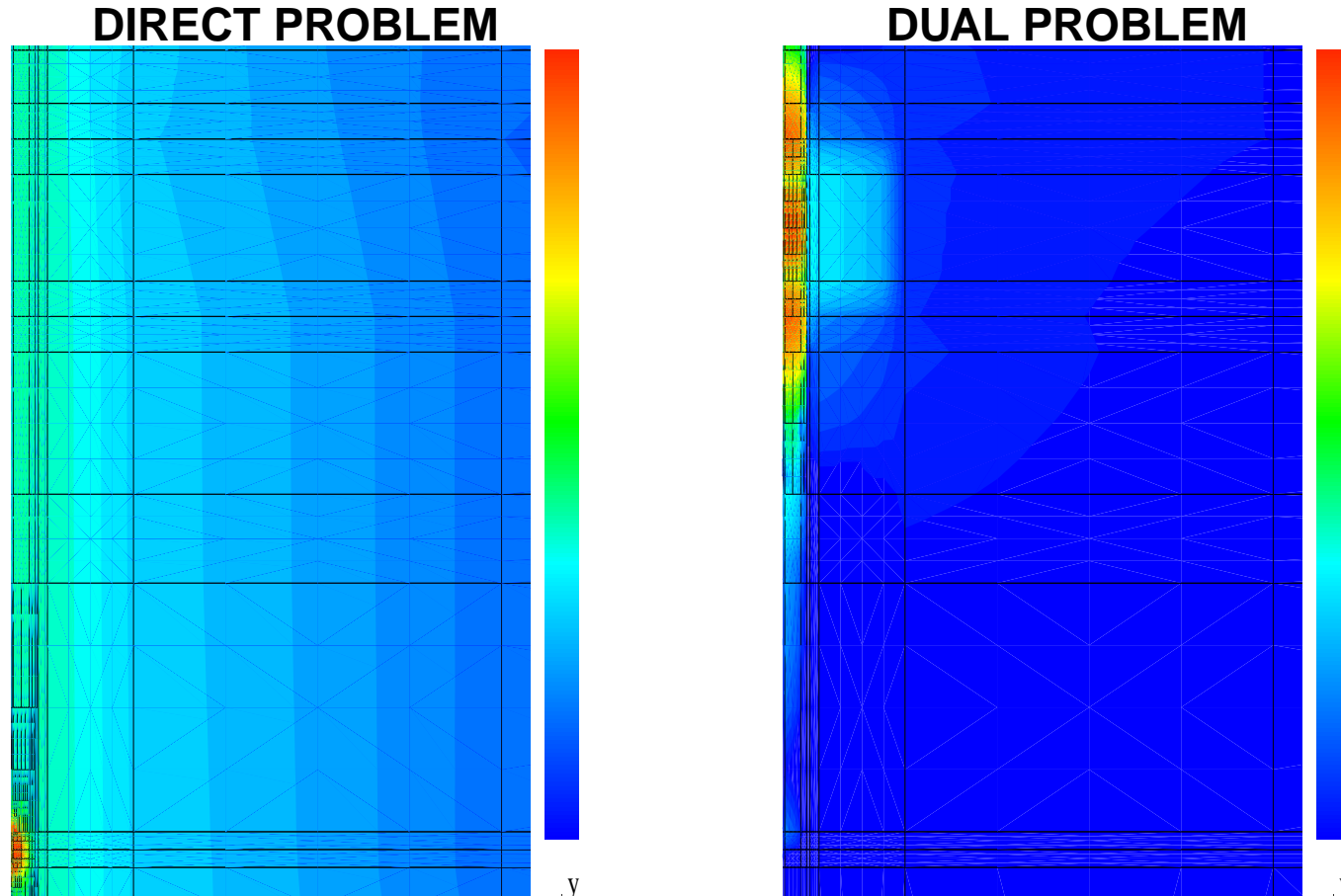
This is necessarily solved if we find the solution of the *dual* problem:

$$\begin{cases} \text{Find } G \in V \text{ such that:} \\ b(\Psi, G) = L(\Psi) \quad \forall \Psi \in V . \end{cases}$$

Notice that $L(e) = b(e, G)$.

AUTOMATIC GOAL-ORIENTED *HP*-ADAPTIVITY

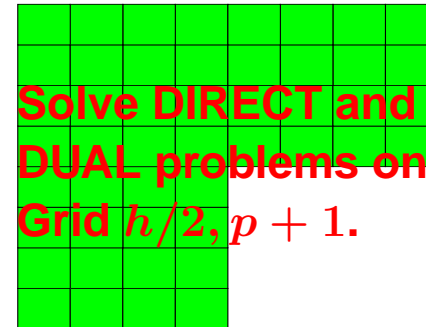
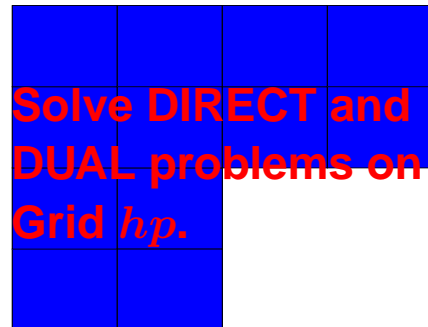
Mathematical Formulation (Goal-Oriented Adaptivity)



$$L(\Psi) = b(\Psi, G)$$

AUTOMATIC GOAL-ORIENTED *HP*-ADAPTIVITY

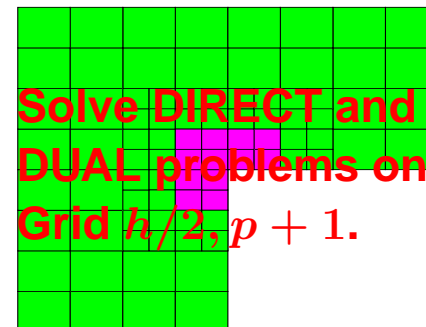
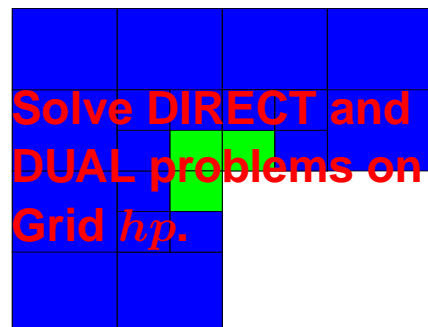
Algorithm for Goal-Oriented Adaptivity



Compute $e = e_{h/2, p+1} - e_{hp}$, and $\epsilon = G_{h/2, p+1} - G_{hp}$.

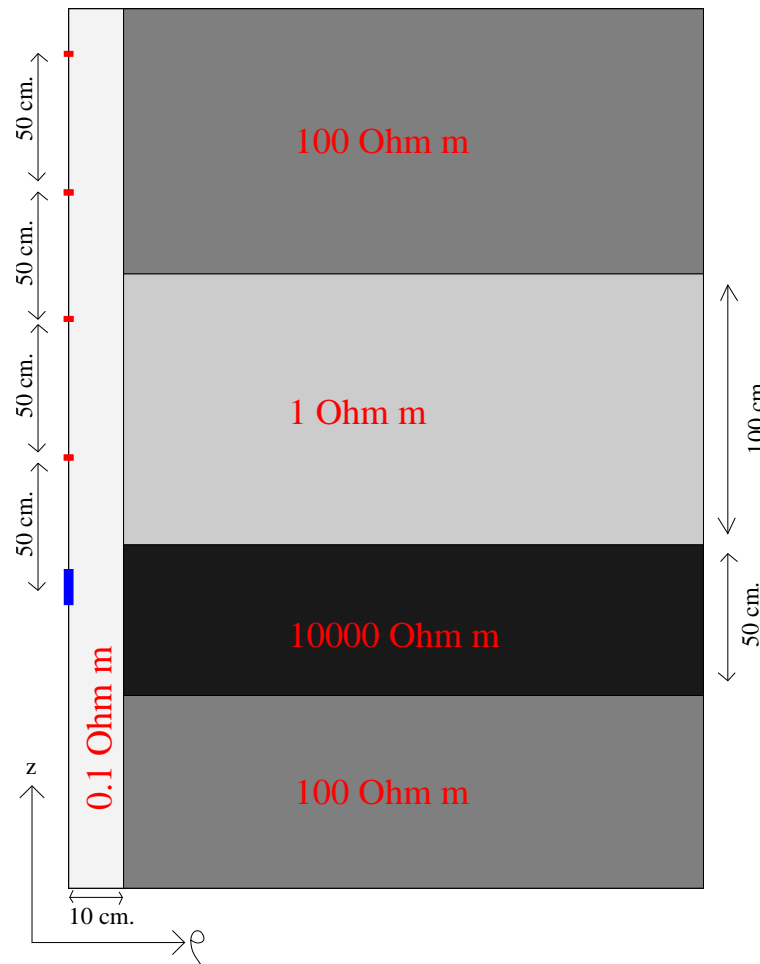
Use estimate $|L(e)| = |b(e, \epsilon)| \leq \sum_K |b_K(e, \epsilon)|$.

Apply the fully automatic hp -adaptive algorithm.



NUMERICAL RESULTS

A Direct Current (DC) Resistivity Logging Problem (Baker-Atlas)



Axisymmetric 3D problem.

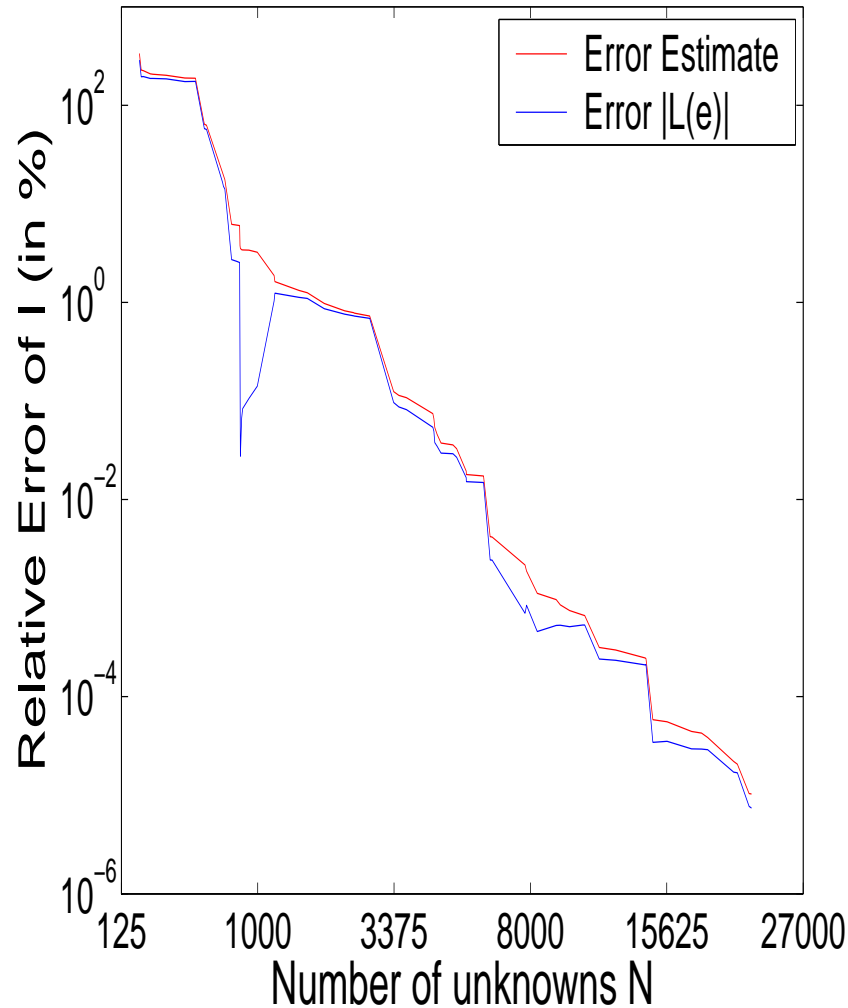
Four different materials.

Material properties varying by up to FIVE orders of magnitude.

Objective:
Determine Electric Current on Receiving Electrodes.

NUMERICAL RESULTS

Convergence History



**DC Resistivity Logging Problem
with Different Materials.**

**Distance Between Source and
Receiving Electrode: 150cm.**

**$|L(e)| \leq \sum_K |b(e, \epsilon)| =$
Error Estimate.**

Relative Error (in %) vs dB

$10^{-6} \% = 10^{-7} \text{ dB}$

$10^{-4} \% = 10^{-5} \text{ dB}$

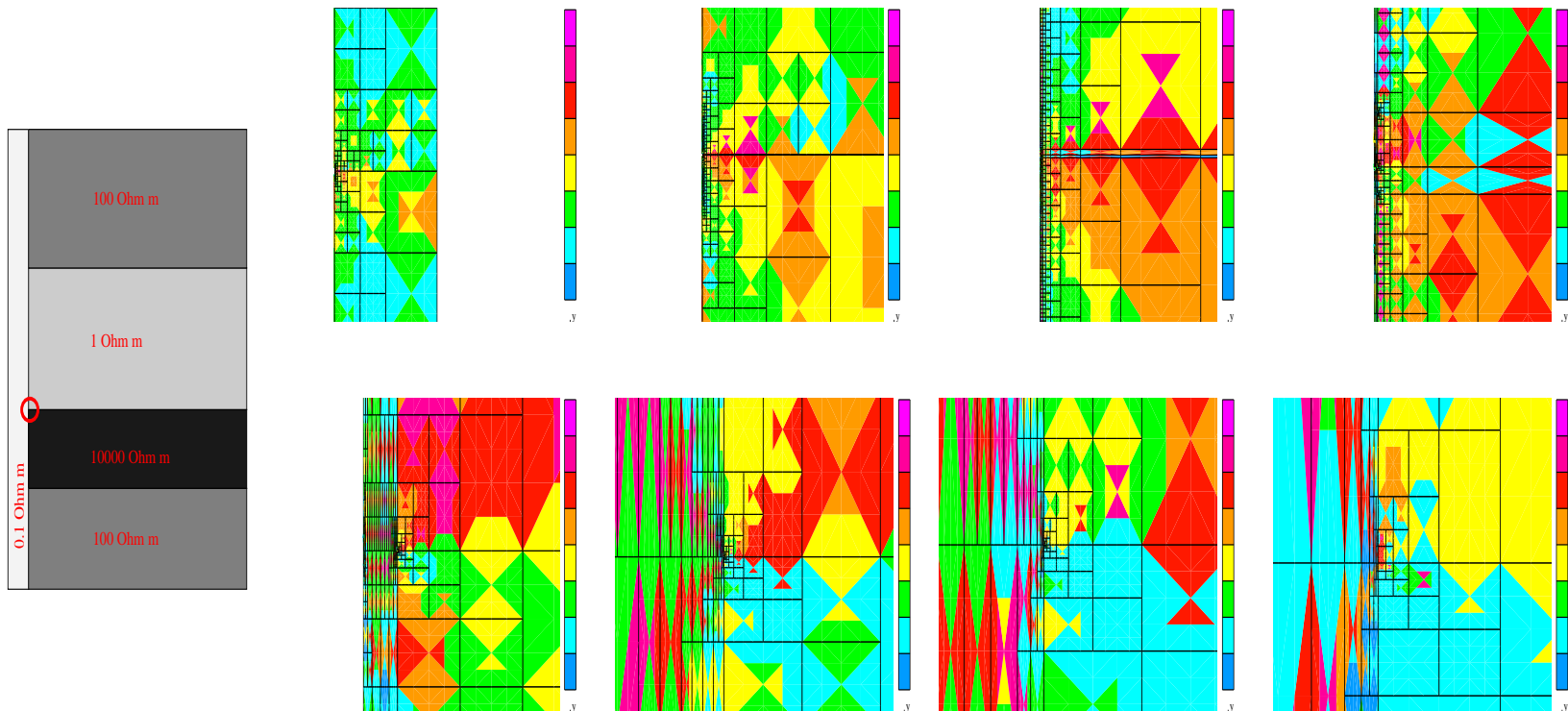
$10^{-2} \% = 10^{-3} \text{ dB}$

$10^0 \% = 10^{-1} \text{ dB}$

$10^2 \% = 10^{-1} \text{ dB}$

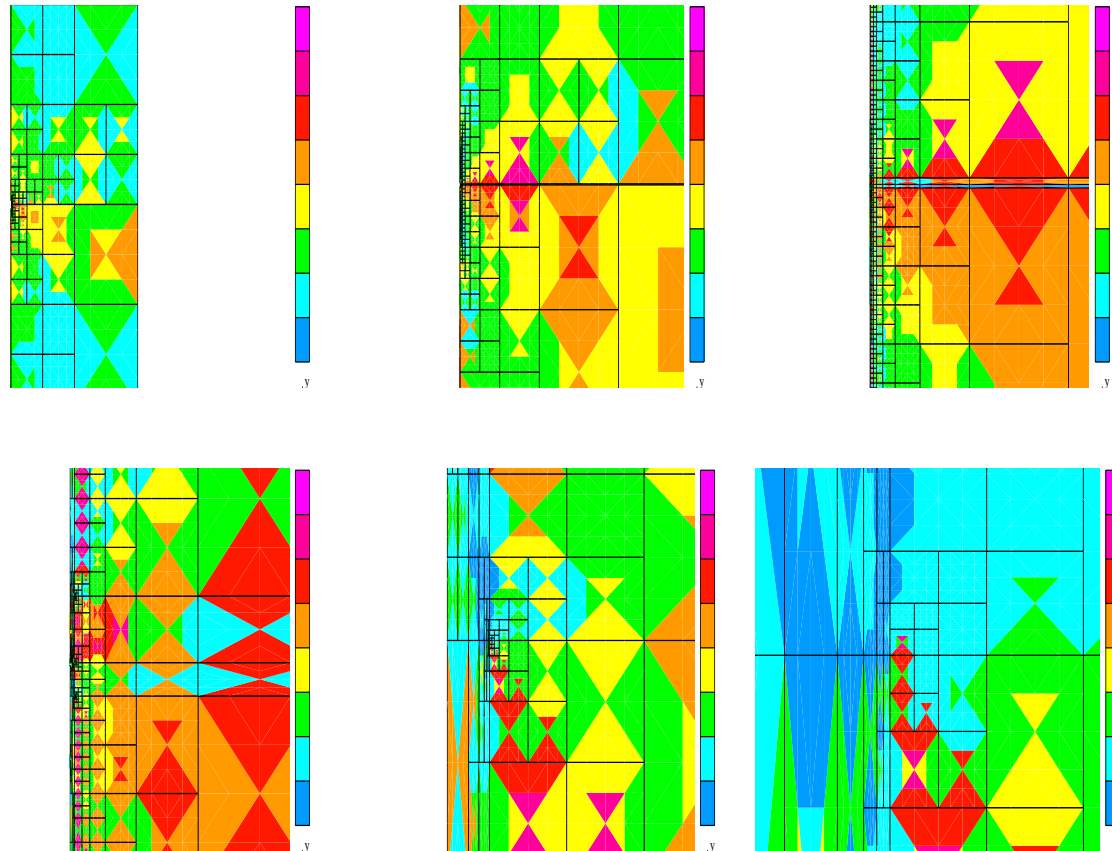
NUMERICAL RESULTS

Final *hp*-grid (Zooms by factor of 10)



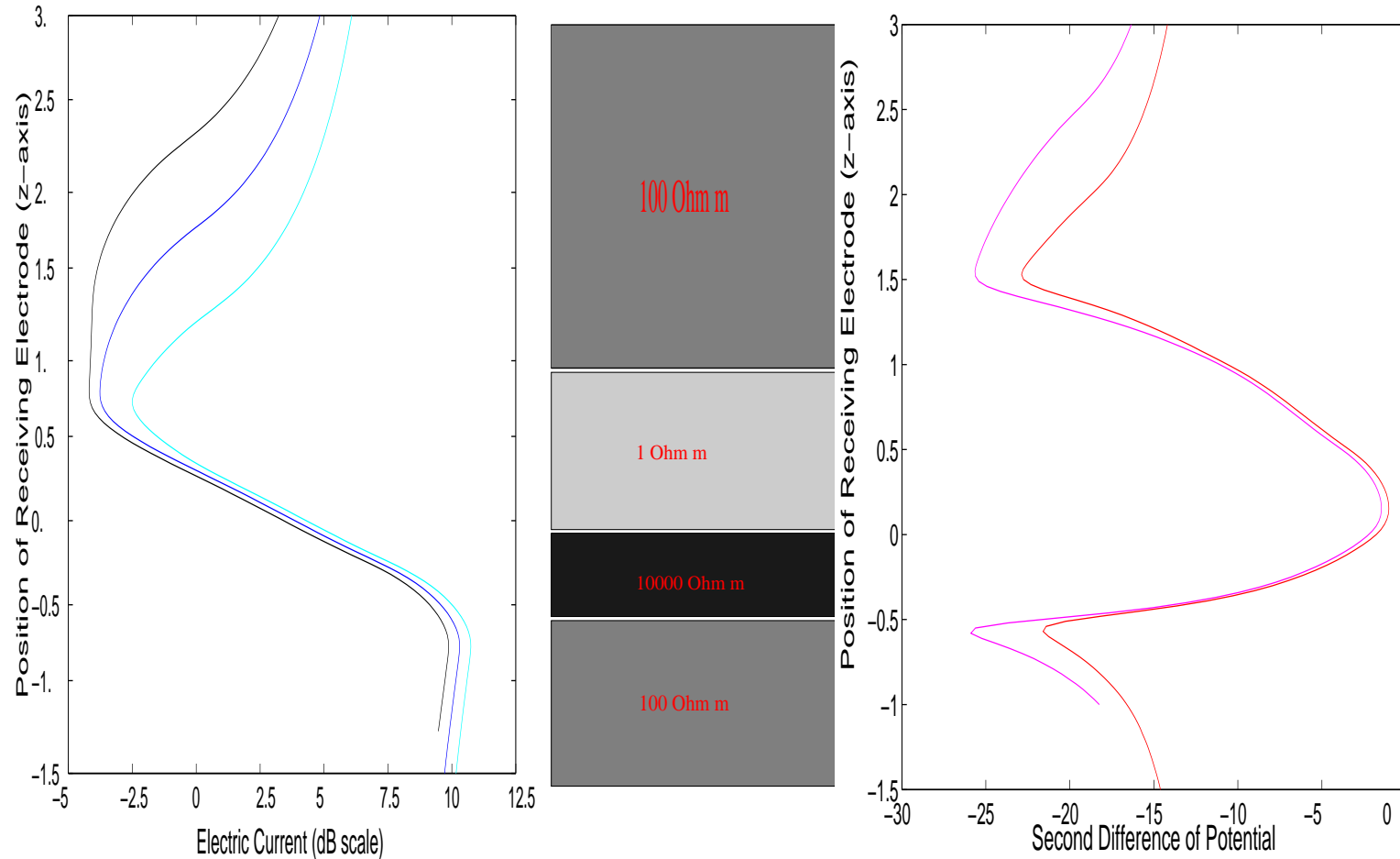
NUMERICAL RESULTS

Final *hp*-grid (Zooms by factor of 10)



NUMERICAL RESULTS

Final Log Obtained by Our Finite Element Software



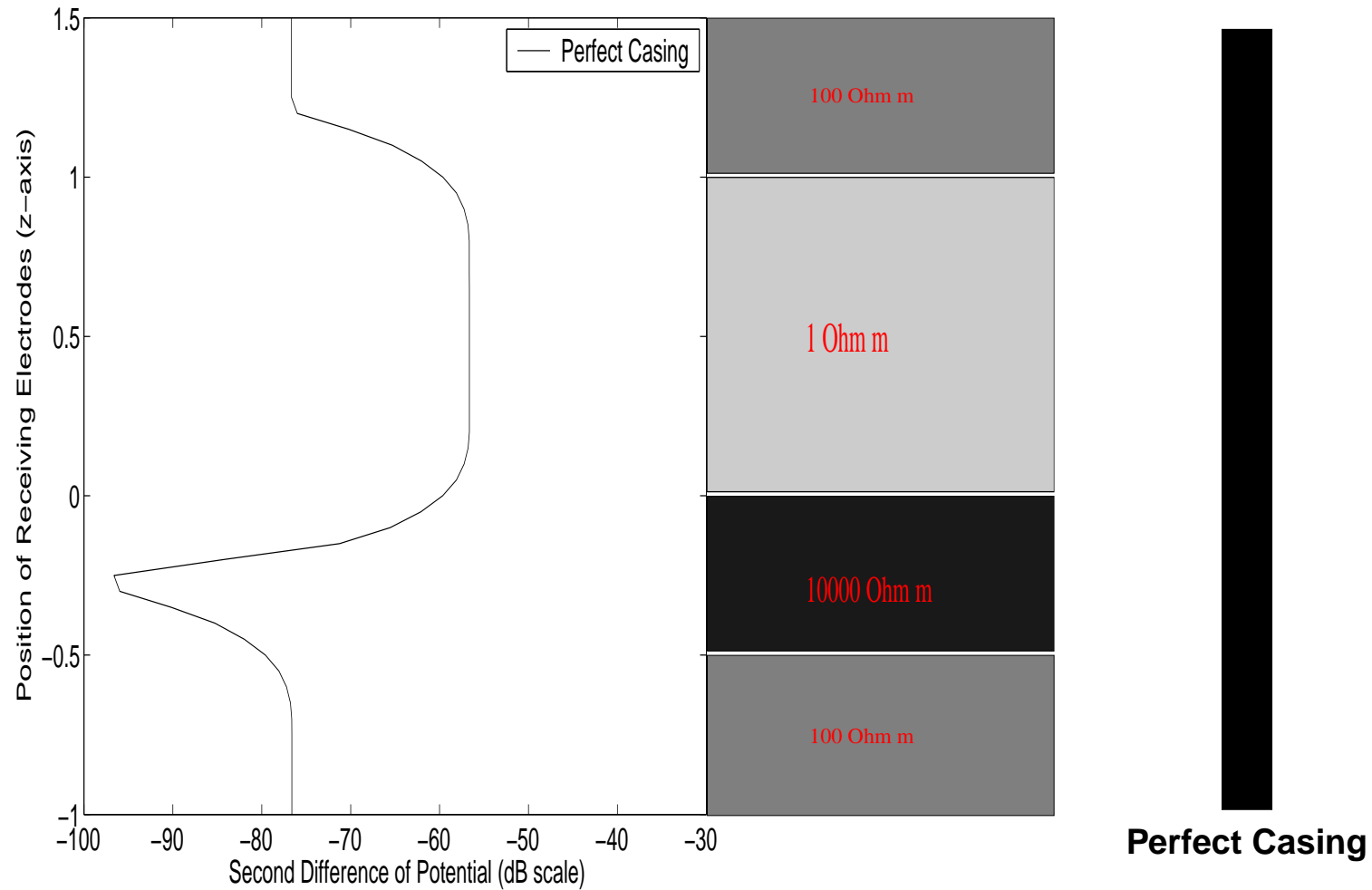
Distance between source and first receiving electrode:

0.5 m -light blue- ; 1.0 m -dark blue- ; 1.5 m -black-

0.5 m -red- ; 1.0 m -magenta-

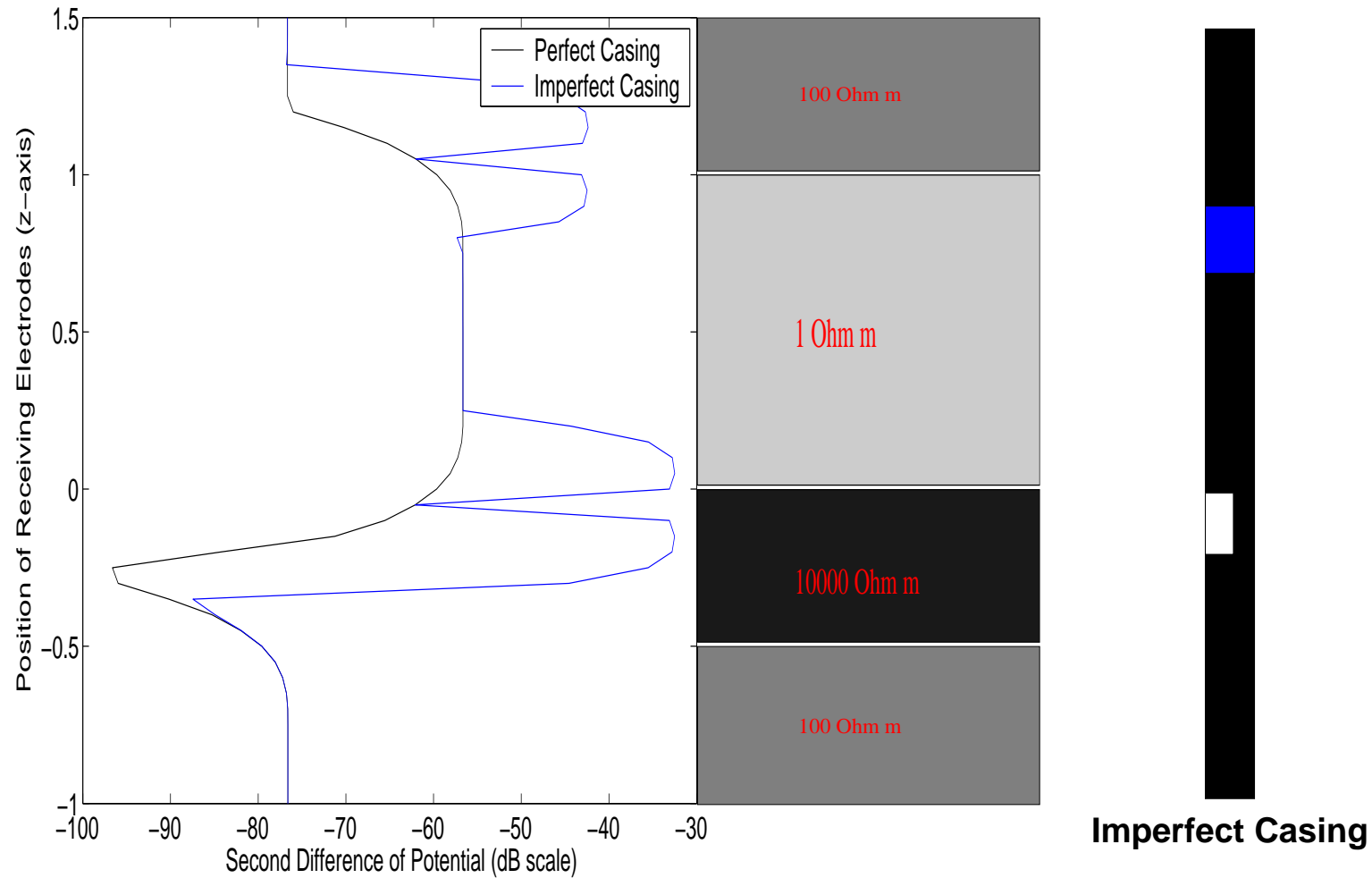
NUMERICAL RESULTS

Final Log Obtained by Our Finite Element Software



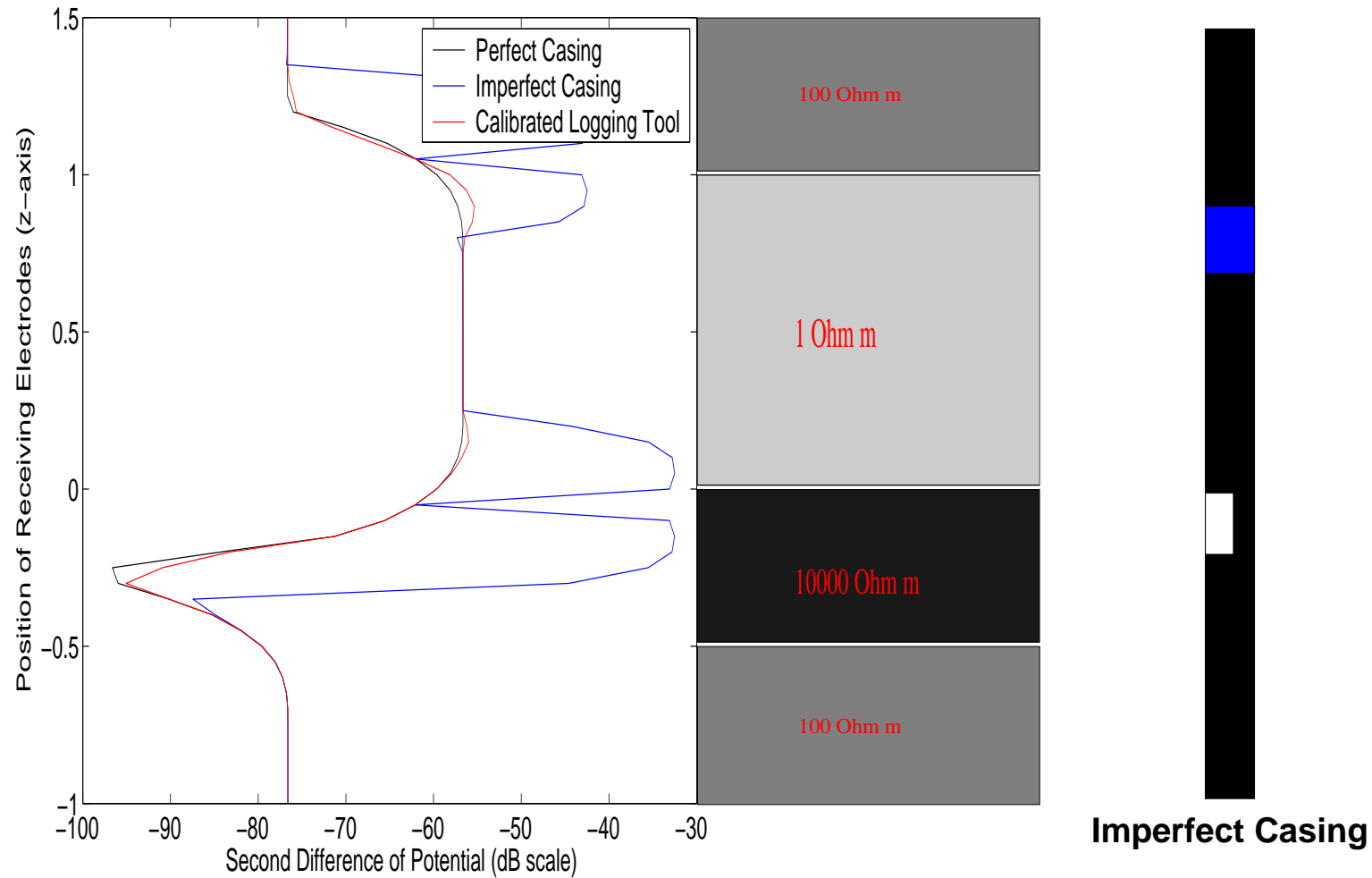
NUMERICAL RESULTS

Final Log Obtained by Our Finite Element Software

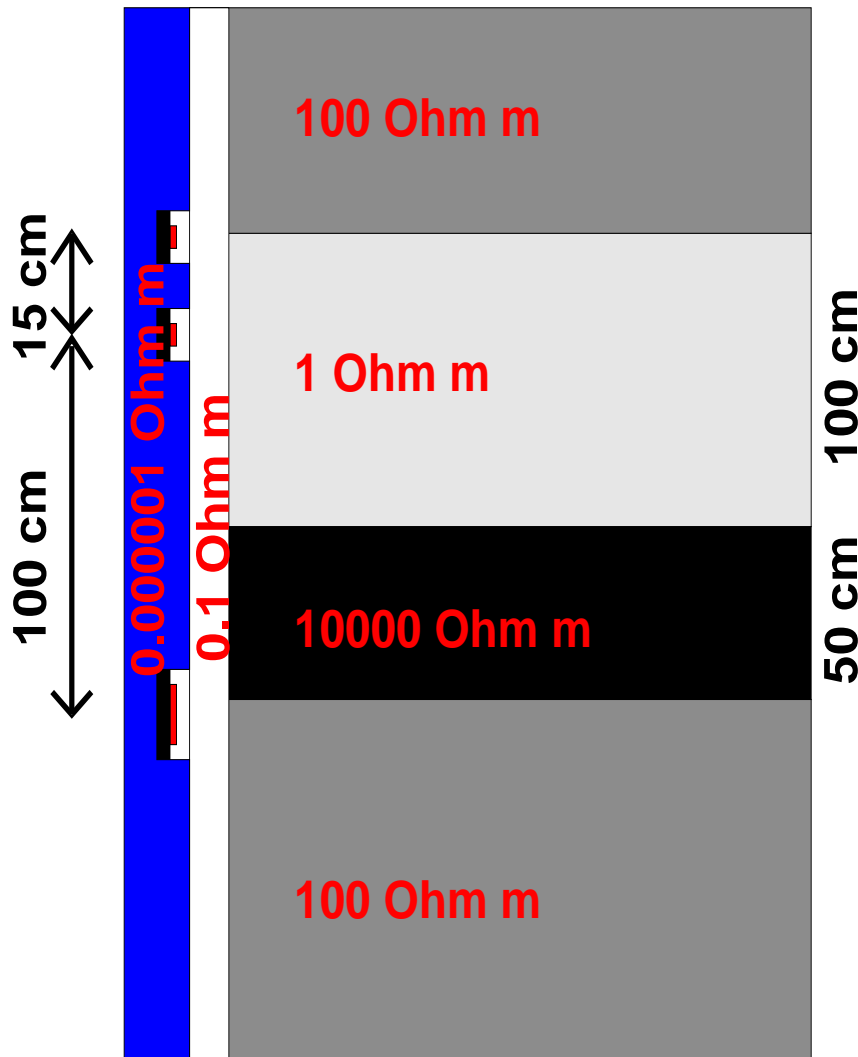


NUMERICAL RESULTS

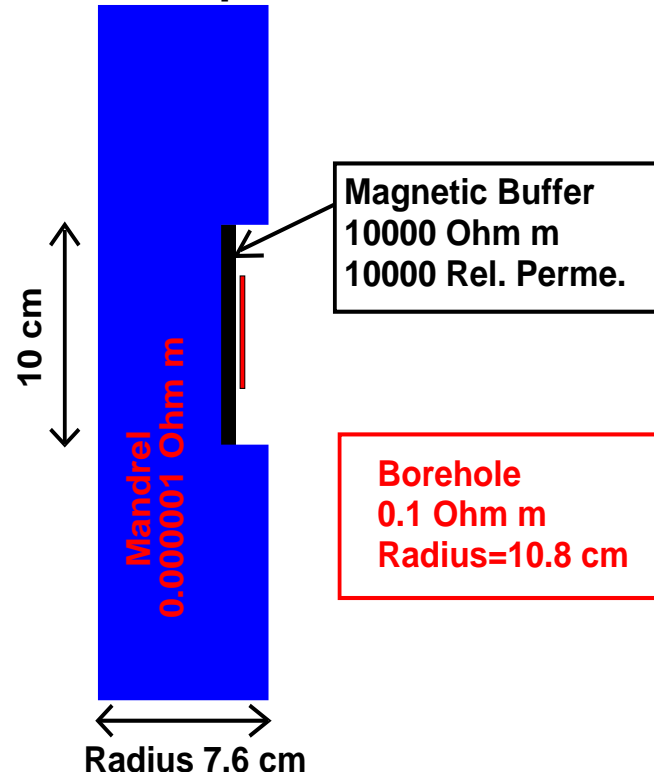
Final Log Obtained by Our Finite Element Software



NUMERICAL RESULTS



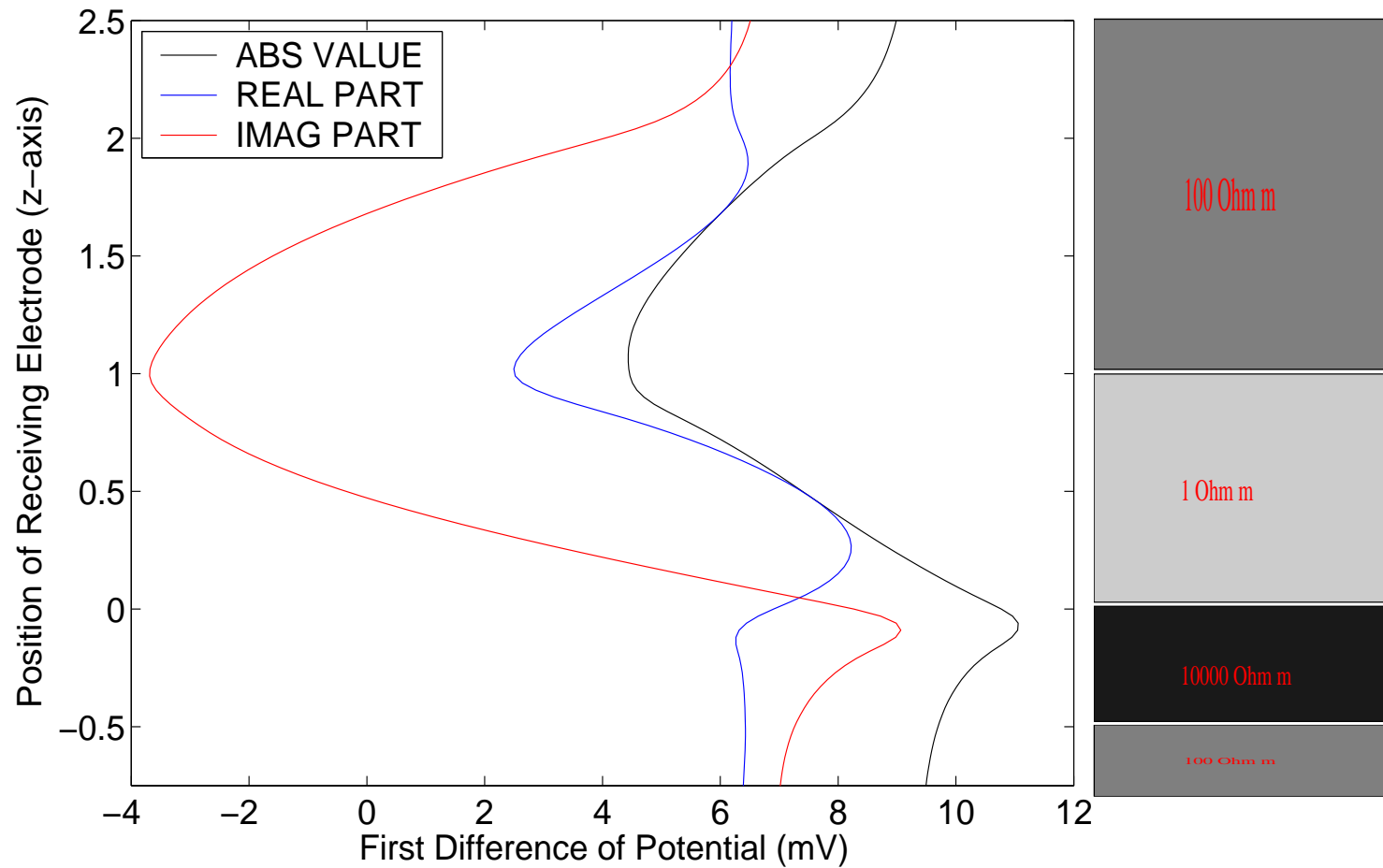
Description of Antennas



**Goal: To Compute First
Difference of Potential
on Receiving Electrodes**

NUMERICAL RESULTS

Final Log Obtained by Our Finite Element Software



Frequency: 2 Mhz

CONCLUSIONS AND FUTURE WORK

Conclusions

- **The Fully Automatic Goal-Oriented hp -Adaptive Algorithm converges exponentially in terms of the quantity of interest vs the CPU time.**
- **We accurately simulated challenging Resistivity Logging Problems.**

Future Work

- **To improve performance of the self-adaptive goal-oriented algorithm.**
- **To extend the self-adaptive goal-oriented algorithm to simulate challenging 3D and inverse petroleum engineering problems.**

Institute for Computational Engineering and Sciences